



**BOARD OF DIRECTORS
VIRTUAL MEETING AGENDA**

April 8, 2021

Board of Directors Members present:

North Sound Behavioral Health Administrative Services Organization (ASO) staff present:

Guests present:

- 1. Call to Order and Introductions – Chair Johnson**
- 2. Revisions to the Agenda – Chair**
- 3. Approval of the March 12, 2021, Minutes, Motion #21-16 – Chair Johnson.....Attachment**
- 4. Comments & Announcements from the Chair**
- 5. Reports from Members**
- 6. Round Table Discussion with Managed Care Organizations (MCOs).....Attachment**
- 7. Report from the Advisory Board.....Attachment**
- 8. Report from the Executive DirectorAttachment**
 - o North Sound BH-ASO Compliance Report
- 9. Report from the Finance OfficerAttachment**
- 10. Report from the Governance Operations Committee**

All matters listed with the Consent Agenda have been distributed to each Member for reading and study, are considered to be routine, and will be enacted by one action of the Executive Committee with no separate discussion. If separate discussion is desired, the item may be removed from the Consent Agenda and placed on the Regular Agenda by request of a Member.

Consent Agenda.....Attachment

Motion #21-17

- To review and approve the North Sound Behavioral Health Administrative Services Organization claims paid from March 1st, 2021, through March 31st, 2021 in the amount of **\$1,951,206.30**.

Payroll for the month of March in the amount of \$151,155.76 and associated employer benefits in the amount of \$59,925.81.

11. Action Items

For Board Approval

Pioneer Human Services

PHS is requesting startup funding for the Snohomish County Denny Facility in the amount of \$143,790.32 for IT equipment and a vehicle for program use. 32 beds being transferred from Pioneer Center North to the Everett facility, 16 beds for SUD residential treatment with a focus on Opioid addiction, and 16 beds for co-occurring mental health/substance abuse treatment. PHS is also applying for a grant to cover smaller capital costs.

This would be a cost reimbursement contract.

- Vehicle \$31,995.32
- IT Equipment \$111,795

Motion #21-18

North Sound BH-ASO-PHS-ICN-19-21 Amendment 5 for the provision of adding startup costs for the Snohomish County Denny Facility. The maximum amount is \$143,790.32. The contract term is July 1, 2019 through June 30, 2021 with an automatic one-year renewal on July 1, 2021 based on continued compliance with the terms of the contract.

Behavioral Health Enhancement Funds (BHEF)

This funding is a legislative proviso to help providers recruit and retain staff. After surveying providers, we requested proposals on the usage of the funds. We receive \$992,088.00 per year in BHEF. The asks were higher than our allocation, so we have allocated the funds based on the provision of ASO services they are currently providing.

Here are the 6-month allocations.

- Lake Whatcom Center
 - \$124,000
- Sunrise
 - \$2,000
- Compass Health
 - \$300,000
- Lifeline
 - \$50,000
- Sea Mar
 - \$20,000

Motion #21-19

- North Sound BH-ASO-LWC-ICN-19-21 Amendment 1 for the provision of adding Behavioral Health Enhancement Funds to the contract for the period of January 1, 2021 through June 30, 2021 in the amount of **\$124,000**. The contract term is July 1, 2019 through June 30, 2021 with an automatic one-year renewal on July 1, 2021 based on continued compliance with the terms of the contract.
- North Sound BH-ASO-Sunrise Services-ICN-19-21 Amendment 2 for the provision of adding Behavioral Health Enhancement Funds to the contract for the period of January 1, 2021 through June 30, 2021 in the amount of **\$2,000**. The contract term is July 1, 2019 through June 30, 2021 with an automatic one-year renewal on July 1, 2021 based on continued compliance with the terms of the contract.
- North Sound BH-ASO-Compass Health-ICN-19-21 Amendment 5 for the provision of adding Behavioral Health Enhancement Funds to the contract for the period of January 1, 2021 through June 30, 2021 in the amount of **\$300,000**. The contract term is July 1, 2019 through June 30, 2021 with an automatic one-year renewal on July 1, 2021 based on continued compliance with the terms of the contract.
- North Sound BH-ASO-Lifeline Connections-ICN-19-21 Amendment 3 for the provision of adding Behavioral Health Enhancement Funds to the contract for the period of January 1, 2021 through June 30, 2021 in the amount of **\$50,000**. The contract term is July 1, 2019 through June 30, 2021 with an automatic one-year renewal on July 1, 2021 based on continued compliance with the terms of the contract.
- North Sound BH-ASO-Sea Mar-ICN-19-21 Amendment 2 for the provision of adding Behavioral Health Enhancement Funds to the contract for the period of January 1, 2021 through June 30, 2021 in the amount of **\$20,000**. The contract term is July 1, 2019 through June 30, 2021 with an automatic one-year renewal on July 1, 2021 based on continued compliance with the terms of the contract.

12. Adjourn

Next meeting: May 14th, 2021

The July 8th, 2021 Meeting will be canceled.



**BOARD OF DIRECTORS
VIRTUAL MEETING MINUTES**

March 11, 2021

Board of Directors Members present:

- Jill Johnson, County Commissioner; Island County, Board Chair
- Anne Deacon, Human Services Manager, Whatcom County; designated alternate for Satpal Sidhu
- Darcy Cheesman, Legislative Aid; designated alternate for Sam Low, Snohomish County Council Member
- Heidi Beazizo, Sr. Legislative Analyst, Snohomish County; designated alternate for Jared Meade, Council Member
- Cammy Hart-Anderson, Human Services; designated alternate for Dave Somers, Snohomish County Executive
- Cindy Wolf, County Council Member; San Juan County
- Russell Wiita, Legislative Aid, Snohomish County, designated alternate for Nate Nehring, Snohomish County Council
- Sarah Hinman, Skagit County Public Health; designated alternate for Peter Browning
- Peter Browning, County Commissioner; Skagit County
- Lynda Austin, Human Services, Island County; designated alternate for Jill Johnson
- Barbara LaBrash, Human Services Manager, San Juan County; designated alternate for Cindy Wolf
- Duncan West, Chair; North Sound BHO Advisory Board Chair

North Sound Behavioral Health Administrative Services Organization (ASO) staff present:

- Joe Valentine, Executive Director; North Sound BH-ASO
- Margaret Rojas, Assistant Director, North Sound BH-ASO
- Darrell Heiner, Accounting Specialist; North Sound BH-ASO
- Joanie Williams, Administrative Manager/Clerk of the Board; North Sound BH-ASO

Guests present:

- Phil Buri, North Sound BH-ASO Counsel

Call to Order and Introductions – Chair Johnson

The Chair called the virtual meeting to order and initiated introductions.

Revisions to the Agenda – Chair

- Ombuds was unable to attend. They indicated to the Clerk of the Board they will give their report next month (April).
- G&O Report Out: introducing additional motions.

Approval of the February 11th, 2021, Minutes, Motion #21-11 – Chair Johnson.....Attachment Peter Browning moved the motion (with the addition of Peter’s name as a participant during the February meeting), Anne seconded, all in favor, no abstentions, motion#21-11 carried.

Comments & Announcements from the Chair

There were no additional comments or announcements for the Chair.

Reports from Members

Snohomish: Cammy Hart-Anderson; Behavioral Health Treatment Center will be opening in July.

Snohomish has agreements in place regarding data transfer. Will share helpful information with the other counties.

Comments from the Public

No public comments

~~Ombuds Annual Report~~

Clerk of the Board removed this topic from the Agenda. The Ombuds indicated they were unable to attend this month. The noted they will give their report next month (April).

Report from the Advisory Board

Duncan West gave the report from the Advisory Board and answered questions.

Report from the Executive Director

- Attorney Briefing

Phil Buri (the ASO's counsel) briefed the Board Members on the letter and response to the Health Care Authority.

Report from the Finance Officer

Joe gave the report from the Finance Officer and answered questions.

Report from the Governance Operations Committee

The Governance and Operations Committee moved the 3 motions below to the Full Board for review and discussion.

Motion #21-13

- Authorization is given to the Executive Director to permit the North Sound BH-ASO to reimburse the North Sound BHO account for prepaid rent and equipment costs in the amount of \$ 854,850.38.
- Anne Deacon moved the motion for approval, Peter Browning seconded, all in favor, none opposed, no abstentions, Motion #21-13 carried.

Motion #21-14

- Authorization is given to the Executive Director to remit the remaining BHO cash balance of \$1,999,364.95, inclusive of the \$854,850.38 to the Health Care Authority
- Anne Deacon moved the motion for approval, Peter Browning seconded, all in favor, none opposed, no abstentions, Motion #21-14 carried.

Motion #21-15

- Authorization is given to the Executive Director to permit the North Sound BH-ASO to reimburse the North Sound BHO Account for a portion of the seed money the BHO had allocated to Snohomish, Skagit, Whatcom, and Island Counties to develop new behavioral health facilities, upon approval from the Health Care Authority
Motion #21-15 was reviewed and discussed.

The determination was made by Board Members to revise the motion to read as follows:

(Revised Motion #21-15):

Authorize the Chair of the Board of Directors to send a letter to the Health Care Authority indicating it is the intent of the North Sound BH-ASO, upon written approval from the Health Care Authority, to reimburse the BHO account for a portion of the seed money that the BHO had allocated to Snohomish, Skagit, Whatcom, and Island Counties to develop new behavioral health facilities. The letter from the Board chair should also indicate that the BH-ASO Board of Directors believes it has the authority within its by-laws to transfer funds from the BH-ASO account to the BHO account to reimburse the BHO account for assets that were transferred to the BH-ASO.

All matters listed with the Consent Agenda have been distributed to each Member for reading and study, are considered to be routine, and will be enacted by one action of the Executive Committee with no separate discussion. If separate discussion is desired, the item may be removed from the Consent Agenda and placed on the Regular Agenda by request of a Member.

Consent Agenda.....Attachment

Motion #21-12

- To review and approve the North Sound Behavioral Health Administrative Services Organization claims paid from February 1st, 2021 through February 28th, 2021 in the amount of **\$2,351,854.65**.
Payroll for the month of February in the amount of **\$149,434.12** and associated employer benefits in the amount of **\$59,914.16**.

Anne Deacon moved the motion for approval, Peter Browning seconded, all in favor, none opposed, no abstentions, Motion #21-12 carried.

Introduction Items

1) Pioneer Human Services

PHS is requesting startup funding for the Snohomish County Denny Facility in the amount of **\$143,790.32** for IT equipment and a vehicle for program use. 32 beds being transferred from Pioneer Center North to the Everett facility, 16 beds for SUD residential treatment with a focus on Opioid addiction, and 16 beds for co-occurring mental health/substance abuse treatment. PHS is also applying for a grant to cover smaller capital costs.

This would be a cost reimbursement contract.

- Vehicle **\$31,995.32**
- IT Equipment **\$111,795**

2) Behavioral Health Enhancement Funds (BHEF)

This funding is a legislative proviso to help providers recruit and retain staff. After surveying providers, we requested proposals on the usage of the funds. We receive **\$992,088.00** per year in BHEF. The asks were higher than our allocation, so we've allocated the funds based on the provision of ASO services they are currently providing.

Here are the 6-month allocations.

- Lake Whatcom Center
 - **\$124,000**
- Sunrise
 - **\$2,000**

- Compass Health
 - \$300,000
- Lifeline
 - \$50,000
- Sea Mar
 - \$20,000

Joe Valentine requested a motion to extend the meeting by 10 minutes due to time constraints. Russell Wiita moved the motion, Cindy Wolf seconded, all in favor, no opposed, no abstentions, motion carried to extend the meeting by 10 additional minutes.

Discussion Items

- 1) Results of the county survey prioritizing the recommended actions from the 2020 Crisis Services Assessment.
- 2) Inviting MCO representative for a round table discussion with the Board at the April 8 BOD meeting.
 - Joe offered to send out an email with suggested questions noting the Board Members can respond accordingly. They agreed.

Adjourn 3:17 p.m.

Next meeting: April 9th, 2021

DRAFT

Questions for MCO Roundtable Discussion at April 8 BOD Meeting

1. Do you feel there are currently gaps in your behavioral health network that need to be addressed?
2. How can the ASO and the Counties assist in addressing these gaps?
3. Do you have any suggestions on how we can work together on addressing the current behavioral health workforce shortages?
4. What challenges do you face in trying to pay for services now coming on line in the new behavioral health facilities?



Advisory Board Brief, April 7, 2021

The Advisory Board met on April 6, and the following items were discussed:

— **Advisory Board**

- **2021 Washington Behavioral Healthcare Conference:** Conference will be held virtually. State scholarships are being offered to advocates that will cover registration cost. Members were encouraged to attend.
- The Advisory Board brochures were finalized and approved. Members created an Editing Workgroup that brought forth a version that was accepted by the Full Board. This informational brochure will be distributed to the community, County Coordinators, Managed Care Organizations, and agencies. Downloadable versions will be available on the ASO website. The brochure will serve as informational communication with community members that want to contribute to the behavioral health system.
- **2021-2022 Legislative Advocacy:** It was determined to draft a Thank You letter to Legislators in support of behavioral health bills and budget. A recognition for ongoing support for uprising bills to come that will support the behavioral health system.
- It was determined to cancel the July 6th, Advisory Board meeting for Summer Recess. The normal scheduled meeting will resume August 3, 2021.

— **Executive Director**

- The Executive Director reported on
 - Legislation
 - Budget
 - New Federal Block Grant Funds
 - Crisis Services
 - Expansion of Mobile Crisis Outreach
 - Expansion of Medicated Assisted Treatment to East Skagit
 - Update on Peer Pathfinder Program
 - Business and Occupation Tax [B&O]
 - BHO Close-Out Liability Discussion
- The Action Items were passed and recommended to the Board of Directors.

— **Finance/Executive Committee**

- The March Expenditures were passed and recommended to the Board of Directors for approval.

1. LEGISLATION

- An update on key behavioral health bills as of March 9 is attached [attachment 1]
- 1477 would implement the new “988” phone line and create new “crisis call center hubs” which would handle the 988 calls and be able to dispatch mobile crisis teams.
- The ASOs and many other groups have raised concerns about creating a duplicate system that would operate parallel to our existing system of regional behavioral health crisis lines. However, we have expressed support for the goal of using the “988” number to simplify access to crisis services.
- Many of the amendments that were made on the House bill would resolve some of the concerns around overlapping jurisdiction and duplication with the existing systems.
- A different version is currently being reviewed by the Senate Ways and Means Committee.
- The bill calls for the establishment of a “Crisis Response Improvement Strategy Committee” would include BH-ASOs and Crisis Call Center providers among other stakeholders.

2. BUDGET

- Both the House and Senate versions of the 2021-2023 Operating budget include new and expanded funding for behavioral health services. The House budget includes funding to implement the new 988 system.
- The House Budget also includes some specific behavioral health allocations for Whatcom and Island Counties:
 - 1) \$300,000 in both FY 2022 and FY 2023 to provide “trauma informed counseling services to children and youth in Whatcom County schools;
 - 2) \$200,000 in both FY 2022 and FY 2023 to establish the “Whatcom county crisis stabilization center as a pilot project for diversion from the criminal justice system to appropriate community-based treatment”; and,
 - 3) \$375,000 in both FY 2021 and FY 2022 to “provide a one-time grant to Island county to fund a pilot program to improve behavioral health outcomes for young people in rural communities”.

3. NEW FEDERAL BLOCK GRANT FUNDS

- The state of Washington is expecting to receive new federal Mental Health [MHBG] and Substance Abuse Block Grant [SABG] funds as part of the federal COVID relief response.
- The expected SABG Award is about \$35.4 million and the MHBG Award would be about \$19.2 million. These would be 2-year awards.
- Attached is HCA’s proposed allocation of these funds [attachment 2].

- This proposed allocation has to be approved first by the legislature and then submitted to SAMHSA.
- Our ROUGH estimate of how much of the proposed ASO specific allocation to the North Sound would be about \$600,000 a year for MHBG and \$ 1.1 million a year for SABG.
- Some of the money allocated money can be used for Rental Assistance, which is not allowed now. There would also be a specific allocation for Crisis Services.

4. CRISIS SERVICES

- **Weekly Crisis Capacity Indicator Report** – through March 20 [attachment #3]
 - Calls to the Crisis Line remain at historically high levels and after having leveled out for the last few months have started to inch upward again in the last few weeks
 - The trend line of number of dispatches of mobile crisis outreach teams continue to climb
 - The number of ITA investigations have remained stable at historical levels
 - Both Crisis Service calls and mobile crisis outreaches for youth continue to climb
 - The use of Telehealth for ITA investigations has grown over the last 4 weeks
 - Hospital placements at Providence Everett have been very high in the last four weeks
- **North Sound Crisis Metrics Report Executive Summary- February 2021** [attachment #4]
 - All state required performance metrics have been met
 - There has been steady improvement in answering calls under 30 seconds and reduced the call abandonment rate

5. EXPANSION OF MOBILE CRISIS OUTREACH

- In keeping with our priorities to expand mobile crisis outreach services and co-responder models, we have received two expansion proposals: one from Compass Health and one from Snohomish County Human Services.
- The Compass proposal would expand its new “Impact” co-responder program to Whatcom County and the Snohomish County proposal would expand the number of DCRs and create expanded direct access from law enforcement agencies.

6. EXPANSION OF MEDICATED ASSISTED TREATMENT TO EAST SKAGIT

- The NS MAT PDOA project with Lifeline Connections as our clinical provider, have partnered with the Mount Baker Presbyterian Church (MBPC) to bring Medication Assisted Treatment (MAT) to Eastern Skagit County.
- The model includes Nurse Care Managers who will meet with individuals, conduct intakes, and coordinate care with a MAT prescriber via Telehealth. A SUDP-T and Care Navigator will also be on site. MBPC already serves as a community recovery resource and will assist in outreach, as will opioid outreach team members from Community Action.
- Services became available on March 23 and will be available every Tuesday from 10-3.

7. UPDATE ON PEER PATHFINDER PROGRAM

- Our new contractor for the Peer Pathfinder program – Lifeline Connections – has been successful in hiring the Peers for the program.

8. BUSINESS AND OCCUPATION TAX [B&O]

- Last year the Governor vetoed a legislative proposal to continue the B&O tax deduction for BH-ASOs and other behavioral health organizations.
- Our attorney sent a letter to the Department of Revenue arguing that the B&O tax should not apply to the North Sound BH-ASO because all of our funding is from Medicaid, grants, and state general fund.
- On March 24, the Department of Revenue finally sent us a letter agreeing with our position that we should be exempt from the B&O tax.

9. BHO CLOSE-OUT LIABILITY DISCUSSIONS

- A follow up discussion was held with MaryAnne Lindeblad and other HCA staff on March 31, 2021. This was in response to her February 17, 2021 and our March 17 response from Jill Johnson following the March Board of Directors meeting.

A) BHO Close Out Liability

- We followed up on the motions passed by the Board and have sent the first installment of payment to HCA on March 25 in the amount of \$1,999,364
- The discussion covered both the remaining BHO close out liability of \$4,886,720 and the State Auditor “Accountability” Audit report.
- We clarified that:
 - 1) Proposal offers to reimburse the BHO account for the seed money that was provided to the counties for the new behavioral health facilities since this is an asset that the ASO is benefiting from; and,
 - 2) Our attorney’s review of our Interlocal Operating Agreement would allow the Board the flexibility to do this since the “restated” Operating Agreement was to operate both the BHO and the ASO.
- Some of the HCA staff felt that perhaps the reimbursement of the BHO for the facility money was in fact permissible. They are going to discuss more internally.

B) Accountability Audit

- Our attorney reviewed our response to the audit and why we feel that retention payments were legally allowable. The HCA staff will discuss more internally and consult with their AG.
- They promised a written response on both issues by next week.

Behavioral Health Bill List
As of April 5, 2021

Bill	Key Provisions	Status
2SHB 1477	<ul style="list-style-type: none"> Creates a state designated crisis hotline center(s) with broad responsibilities to coordinate with other crisis services including dispatching mobile crisis teams. Expands funding for other crisis services including demographically specific crisis teams. 	Public Hearing in Senate Ways & Means on April 5
1086	<ul style="list-style-type: none"> Eliminates regional behavioral health Ombuds services and creates a state office of behavioral health consumer advocacy 	Referred to Senate Rules on April 2
1296	<ul style="list-style-type: none"> Restores the B&O tax deduction for BH-ASOs and other health or social welfare organizations on government funded behavioral health services Department of Revenue granted our appeal to be exempt from the B&O tax. 	Passed by Senate W&M – Referred out to Senate Rules on the 26th
SHB 1348	<ul style="list-style-type: none"> Directs HCA to seek federal waivers to suspend rather than terminate persons in jail for less than 30 days 	Referred out to House Rules on March 26
5073	<ul style="list-style-type: none"> Makes a number of technical changes to the ITA act, including allowing DCRs to use video for ITA investigations and expands minimum requirements for Less Restrictive Orders 	Referred to House Rules n April 2
5074	<ul style="list-style-type: none"> Establishes a “safe station pilot program” in fire stations. Allows them to employ SUD Peer specialists and make referrals to E&Ts and Withdrawal management facilities. 	Passed the Senate. First Reading in House Health Care and Wellness on February 26
5328	<ul style="list-style-type: none"> Directs HCA to seek a state plan amendment to incorporate the clubhouse modality and requires clubhouses to be accredited by Clubhouse International 	First hearing in House Health Care & Wellness on March 5
5476	<ul style="list-style-type: none"> Replaces 1499. Expands SUD services, creates a substance abuse advisory committee, eliminates some criminal penalties for personal possession 	First Reading in House Health Care and Wellness on March 23
SSB 5157	<ul style="list-style-type: none"> Requires the establishment of performance measures for Medicaid plans related to rates of criminal justice system involvement 	Passed Senate. Now referred to House Rules

<ul style="list-style-type: none"> • 1504 	<ul style="list-style-type: none"> • Establishes a behavioral health workforce pilot program and provides training support grants to providers 	<ul style="list-style-type: none"> • Scheduled for Senate W&M on April 1
<ul style="list-style-type: none"> • 1311 	<ul style="list-style-type: none"> • Allows for persons participating in authorized apprenticeship programs to qualify for substance use disorder professional certification 	<ul style="list-style-type: none"> • Passed both House and Senate
<ul style="list-style-type: none"> • 1007 	<ul style="list-style-type: none"> • Removes limitation on number of supervised experience hours that a person pursuing a license as a social worker may complete through distance supervision 	<ul style="list-style-type: none"> • Passed both House and Senate

A photograph of a man in a bright green sweater holding a young child in a blue jacket up in the air. The background is a bright, overexposed outdoor setting, possibly a beach or park. The man is looking up at the child with a smile.

Behavioral Health Block Grant Enhancement Funding

Behavioral Health Advisory Council
and Partner Review of Proposals
March 24, 2021

WELCOME!

-Keri Waterland, Susan Kydd and Josh Wallace

Agenda

Agenda item	Presenter	Time
<ul style="list-style-type: none">Block Grant Enhancement Funds opportunity	Michael Langer	<ul style="list-style-type: none">10 minutes
<ul style="list-style-type: none">Proposal presentation: Substance Abuse Block Grant (SABG) enhancement funds	Section Managers	<ul style="list-style-type: none">1 hour
<ul style="list-style-type: none">Questions/feedback	All	<ul style="list-style-type: none">30 minutes
<ul style="list-style-type: none">Break		<ul style="list-style-type: none">10 minutes
<ul style="list-style-type: none">Proposal presentation: Mental Health Block Grant (MHBG) enhancement funds	Section Managers	<ul style="list-style-type: none">1 hour
<ul style="list-style-type: none">Questions/feedback	All	<ul style="list-style-type: none">30 minutes
<ul style="list-style-type: none">Survey link/adjourn	Louise Nieto	<ul style="list-style-type: none">10 minutes

About Block Grants

-Michael Langer, Deputy Director, HCA/DBHR

Block Grant Purpose

The Substance Abuse Mental Health Services Administration (SAMHSA) funds two federal block grants

- ▶ Mental Health Block Grant (MHBG)
- ▶ Substance Abuse Block Grant (SABG)

General Mental Health Block Grant Rules

- ▶ **SAMHSA awards federal block grants every two years under the following parameters:**
 - ▶ Funding priority treatment and recovery for individuals without insurance or for whom coverage is terminated for short periods of time.
 - ▶ MHBG serves adults diagnosed with a Serious Mental Illness (SMI) or youth with Serious Emotional Disturbance (SED).
 - ▶ Set aside requirements for First Episode Psychosis (FEP) and Crisis Services.

General Substance Abuse Block Grant Rules

- ▶ **The SABG funds are intended for prevention, treatment and recovery support services:**
 - ▶ Set-aside requirement for Prevention.
 - ▶ Target populations include pregnant women and women with dependent children (PPW) and persons whose use includes intravenous drugs (IVD).

SAMHSA Block Grant Enhancement Funds for COVID-19 Relief

Enhancement Award Amounts, Timeline, and Details

- **SABG Enhancement Award**
 - **MHBG Enhancement Award**
 - **Period of Performance**
 - **Block Grant Plan Due to SAMHSA**
 - **No-cost extension?**
 - **Set-asides**
- \$35,415,872
 - \$19,222,372
 - March 15, 2021 – March 14, 2023
 - April 5, 2021
 - Possible, but not guaranteed
 - Prevention, first episode psychosis and crisis services

SAMSHA Grant Notice: <https://www.samhsa.gov/newsroom/press-announcements/202103110230>

Award Requirements

- ▶ Funds may not be used to off-set revenue losses.
- ▶ Funds may not be used to supplant resources.
- ▶ Award is one-time only, for two years.

SAMHSA Enhancement Fund Flexibilities

- ▶ SAMHSA is offering additional flexibilities for the enhancement funding, including but not limited to:
 - ▶ Purchase of Personal Protective Equipment for staff and persons receiving SUD services.
 - ▶ Purchase Wi-Fi and other related technologies and equipment to improve service delivery.
 - ▶ Hiring of outreach workers for regular check-in for people with SUD.
 - ▶ Hiring outreach and peer support workers for regular check-ins with individuals with SMI/SED.
 - ▶ COVID-19 related expenses for those with SMI/SED, SUD prevention, treatment and recovery support services.
 - ▶ Housing Assistance

SABG Enhancement Fund Allocations

SABG Award		\$35,415,872	
	Allocation %	Allocation Amount	
Prevention	25%	\$	8,853,968
HQ Treatment CYF/TAY	3%	\$	1,062,476
HQ Treatment Adult	2%	\$	659,200
Treatment BH-ASO	35%	\$	12,444,672
Recovery Support Services	25%	\$	8,853,968
Tribal	5%	\$	1,770,794
Administration	5%	\$	1,770,794
Total	100%	\$	35,415,872

MHBG Enhancement Fund Allocations

MHBG Award		\$19,222,372	
	Allocation %	Allocation Amount	
FEP Set-A-Side	12%	\$	2,306,685
HQ Treatment CYF/TAY	3%	\$	576,671
HQ Treatment Adult	3%	\$	576,671
Treatment BH-ASO	35%	\$	6,727,830
Recovery Support Services	30%	\$	5,766,712
Tribal	5%	\$	961,119
Administration	5%	\$	961,119
Crisis Set-Aside	7%	\$	1,345,566
Total	100%	\$	19,222,372

Short Timeline...

Plans Due April 5th

Legislative interest

Behavioral Health Advisory Council Recommendations

- ▶ Continue SOR II funding.
- ▶ Communities and providers need support to keep coordinated services in place.
- ▶ Provide scholarships for behavioral health professional development.
- ▶ Provide training for anyone whose work intersects with youth behavioral health.
- ▶ Provide funds to ABA providers for creation of webinars/virtual trainings.
- ▶ Provide funds to help pay for lodging for families whose children reside in in-patient facilities.
- ▶ Provide funds for in-home coaching and support to help with the transition back home.
- ▶ Provide trainings for new skills and tools to parents.
- ▶ Provide funds to collaborate with other states who have high health outcome ratings.
- ▶ Provide funds for DBT providers to create webinars and virtual skill building materials.
- ▶ Acceptance commitment therapy training for providers.

DBHR Section Proposals for SABG

SABG Prevention Proposals - \$8,853,968

Project	Description	Percent of SABG Allocation
Community Prevention Services	-Community Prevention and Wellness Initiative Coalition Expansion	89%
Young Adults Services	-COVID 19 Check-In with Yourself Program for Young Adults -First Years Away from Home: Letting Go and Staying Connected -Young Adult Health Survey	6%
Outreach	-SUD Prevention and Wellness Campaign	4%
EBP Development	-WSU evaluation of the impacts and outcomes of the virtual Strengthening Families Program 10-14 -Evaluation of the Youth Participatory Action Research (YPAR)	1%

SABG Children, Youth & Family Proposals - \$1,062,476

Project	Description	Percent of SABG Allocation
Collegiate Recovery Services	Statewide Harm Reduction Approach to expand to a minimum of 3 additional community colleges or technical schools.	75%
Allocation for services allowable under SABG from the Children, Youth Behavioral Health Workgroup	Special Session occurs Tuesday, 3/23	25%

SABG Adult Treatment Proposals - \$659,200

Project	Description	Percent of SABG Allocation
WA Recovery Helpline	Continuation of WA Recovery Helpline for ED linkage and benefits access.	46%
Opioid Treatment Program Central Registry	Continuation of emergency funded Lighthouse Central Registry system for OTP providers.	16%
Opioid Treatment Network Program Research and Evaluation	Contract with RDA to utilize GPRA data and monthly programmatic reports to conduct research on the effectiveness of Opioid Treatment Networks and their associated interventions.	38%

SABG BH-ASO Treatment Proposals - \$12,444,672

Project	Description	Percent of SABG Allocation
BH-ASOs	Contracted to provide treatment services to low-income, non-Medicaid individuals	100%

SABG Recovery Support Services Proposals - \$8,853,968

Project	Description	Percent of SABG Allocation
Direct Services	<ul style="list-style-type: none"> -Peer Bridger pilot to SUD Tx agencies -Adding co-occurring CPC to HARPS and F-HARPS -Peer pathfinder connecting with individuals exiting jails -Expand peer-run/peer-operated services 	47%
Participant Support to Engage in Treatment	<ul style="list-style-type: none"> -Bus passes to access treatment -Food cards to meet basic needs 	9%
Workforce Development	<ul style="list-style-type: none"> Expanding online continuing education curriculums -Intentional Peer Support -CCAR continuing education for peers -EBP PSH/IPS online curriculums 	7%
Rental Assistance	<ul style="list-style-type: none"> -Administered through the BHASOs for individuals currently homeless 	29%
Infrastructure - Technology	<ul style="list-style-type: none"> -Housing resource search engine -CPC credential dashboard -RR software and portal -Enhancement to Pathways to Employment 	4%
Infrastructure – Technical Assistance	<ul style="list-style-type: none"> -Supportive housing institute for SUD population 	3%

SABG Tribal Proposals - \$1,770,794

Project	Description	Percent of MHBG Allocation
Grants to Tribes and Urban Indian Health Organizations	-Provide grants to 29 federally recognized Tribes and two Urban Indian Health Organizations	77%
TARGET replacement pilot	-Pilot a project between a Tribe and EPIC to develop a system to receive and automatically upload SAMHSA-required data to HCA's Behavioral Health Data Store. This facility will offer a replacement for the TARGET system for which tribal facilities have used for many years.	6%
Certified Peer Counseling AI/AN Adaptation and Tribal Trainings	-Provide funding to build the capacity to develop their CPC program including up to two Tribal CPC trainings, a CPC Training of Trainers, technical assistance for Tribal CPC programs, addressing testing concerns, adapt the CPC training for Tribal communities.	6%
Traditional Healing Pilot Project	-Contract with the Seattle Indian Health Board to document best practices to offer traditional healing/Traditional Indian Medicine (TIM), and analyze the health outcomes and potential cost savings from offering TIM services.	11%

Link to Survey/Feedback:

https://hca.servicenowservices.com/assessment_take2.do?sysparm_assessable_type=1ccb82c21b83e01030e587bae54bcb16

Additional Questions?

BREAK – 10-15 minutes

DBHR Section Proposals for Mental Health Block Grant

MHBG FEP Proposals - \$2,306,685

Project	Description	Percent of MHBG Allocation
Early Identification and Intervention for Psychosis	Treatment team travels to the home, school or elsewhere in the community to provide assessment, screening and behavioral health services for individuals and families affected by First Episode Psychosis	100%

MHBG Children, Youth & Family Proposals - \$576,671

Project	Description	Percent of MHBG Allocation
Phase One: WISe I/IDD Mental Health Co-occurring Workforce training project	<ul style="list-style-type: none"> -Developing Workforce & Enhancing Local Care Networks to support Youth with Intellectual or Developmental Disabilities including Autism Spectrum Disorder -Provides workforce training and development to address the need in providing co-occurring services for youth with ID/DD including ASD. Also provides funding for community coordination and input from youth, families and system partners. -Meets multiple Block Grant priorities (Combating opioid crisis, Addressing SMI/SED) 	35%
Allocation for services allowable under MHBG from the Children, Youth Behavioral Health Workgroup	-Special Session occurs Tuesday, 3/23	65%

MHBG Adult Treatment Proposals - \$576,671

Project	Description	Percent of MHBG Allocation
Cognitive Behavioral Therapy for Psychosis	Expansion of current contract to deliver Cognitive Behavioral Therapy for Psychosis to a cohort of clinicians who are serving people on 90/180 involuntary civil commitment orders. Building skills needed in the community upon discharge.	22%
Trauma Informed Care for Designated Crisis Responders	Modify curriculum of Trauma Informed Care training specifically for Designated Crisis Responders to incorporate the skills into their practice.	9%
Mental Health Specialist Academy Training	Develop a curricula for a 100-hour course for MH professionals to secure credentials to become Older Adult Mental Health Specialists, ID/DD Mental Health Specialists, and Ethnic Minority Mental Health Specialists.	69%

MHBG BH-ASO Treatment Proposals - \$6,727,830

Project	Description	Percent of SABG Allocation
BH-ASOs	Contracted to provide treatment services to low-income, non-Medicaid individuals	100%

MHBG Recovery Support Services Proposals - \$5,766,712

Project	Description	Percent of MHBG Allocation
Direct Services	<ul style="list-style-type: none"> -Peer Bridger pilot to SUD Tx agencies -Adding co-occurring CPC to HARPS and F-HARPS -Peer pathfinder connecting with individuals exiting jails -Expand peer-run/peer-operated services 	33%
Participant Support to Engage in Treatment	<ul style="list-style-type: none"> -Bus passes to access treatment -Food cards to meet basic needs 	6%
Workforce Development	<ul style="list-style-type: none"> -Expanding online continuing education curriculums -Intentional Peer Support -CCAR continuing education for peers -EBP PSH/IPS online curriculums 	9%
Rental Assistance	<ul style="list-style-type: none"> -Administered through the BHASOs for individuals currently homeless 	48%
Infrastructure – Strategic Planning	<ul style="list-style-type: none"> -BH Housing Action plan -White paper on licensing strategies for peer-run/peer-operated agencies 	1%
Infrastructure - Technology	<ul style="list-style-type: none"> -Housing resource search engine -CPC credential dashboard -RR software and portal -Enhancement to Pathways to Employment 	4%

MHBG Tribal Proposals - \$961,119

Project	Description	Percent of MHBG Allocation
Grants to Tribes and Urban Indian Health Organizations	-Provide grants to 29 federally recognized Tribes and two Urban Indian Health Organizations	10%
Traditional Healing Pilot Project	-Contract with the Seattle Indian Health Board to document best practices to offer traditional healing/Traditional Indian Medicine (TIM), and analyze the health outcomes and potential cost savings from offering TIM services.	90%

Crisis Services Proposals - \$1,345,566

Project	Description	Percent of SABG Allocation
BH-ASOs Crisis Services Treatment Funding	Services include 24-hour-a-day emergency care services, mobile crisis, crisis line and DCR services.	100%

Menti Feedback

Stacy Buck



Questions?

Survey Link for Feedback:

https://hca.servicenowservices.com/assessment_take2.do?sysparm_assessable_type=1ccb82c21b83e01030e587bae54bcb16

Block Grant Email: hcadbhrgrants@hca.wa.gov

SAMSHA Grant Notice:

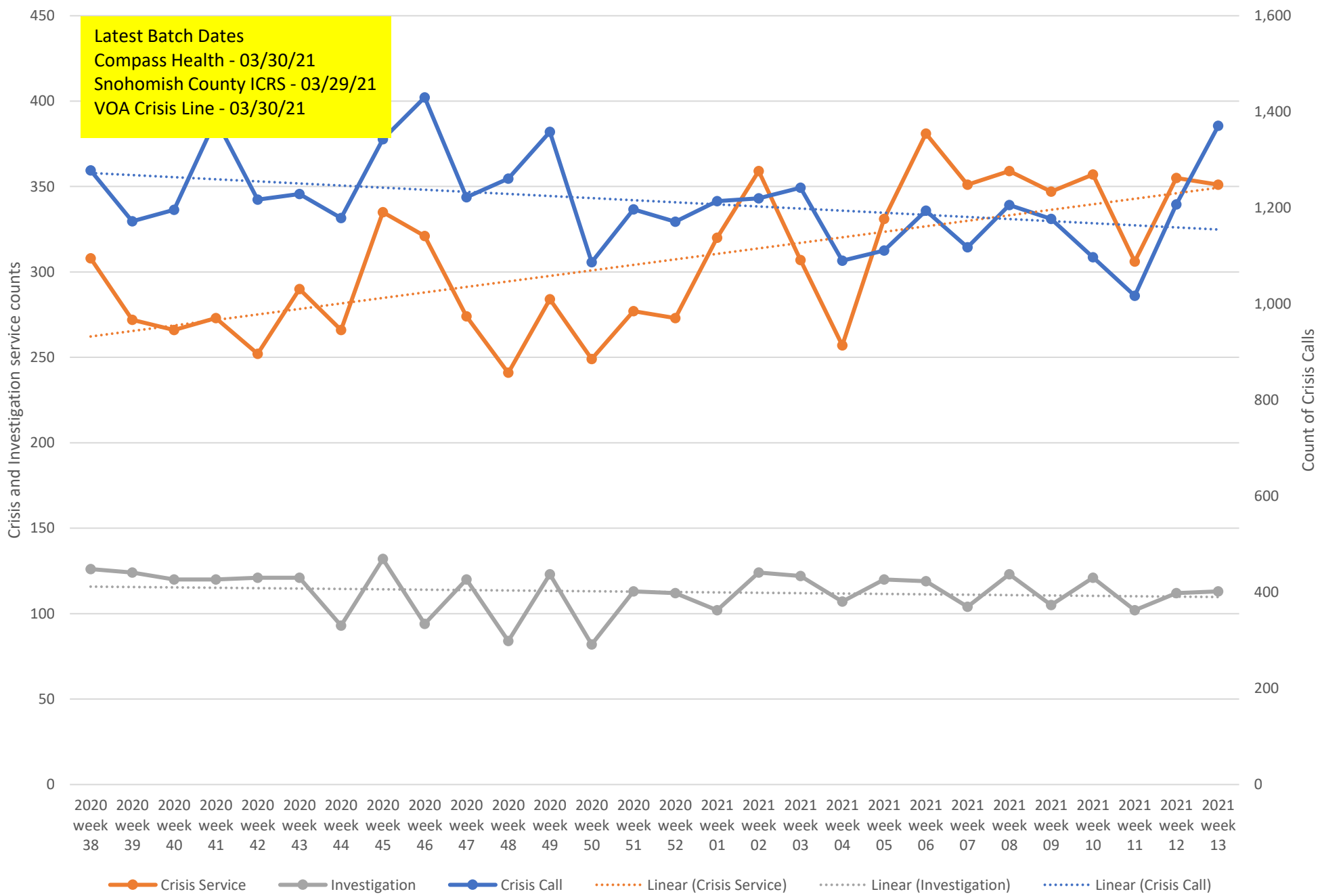
<https://www.samhsa.gov/newsroom/press-announcements/202103110230>



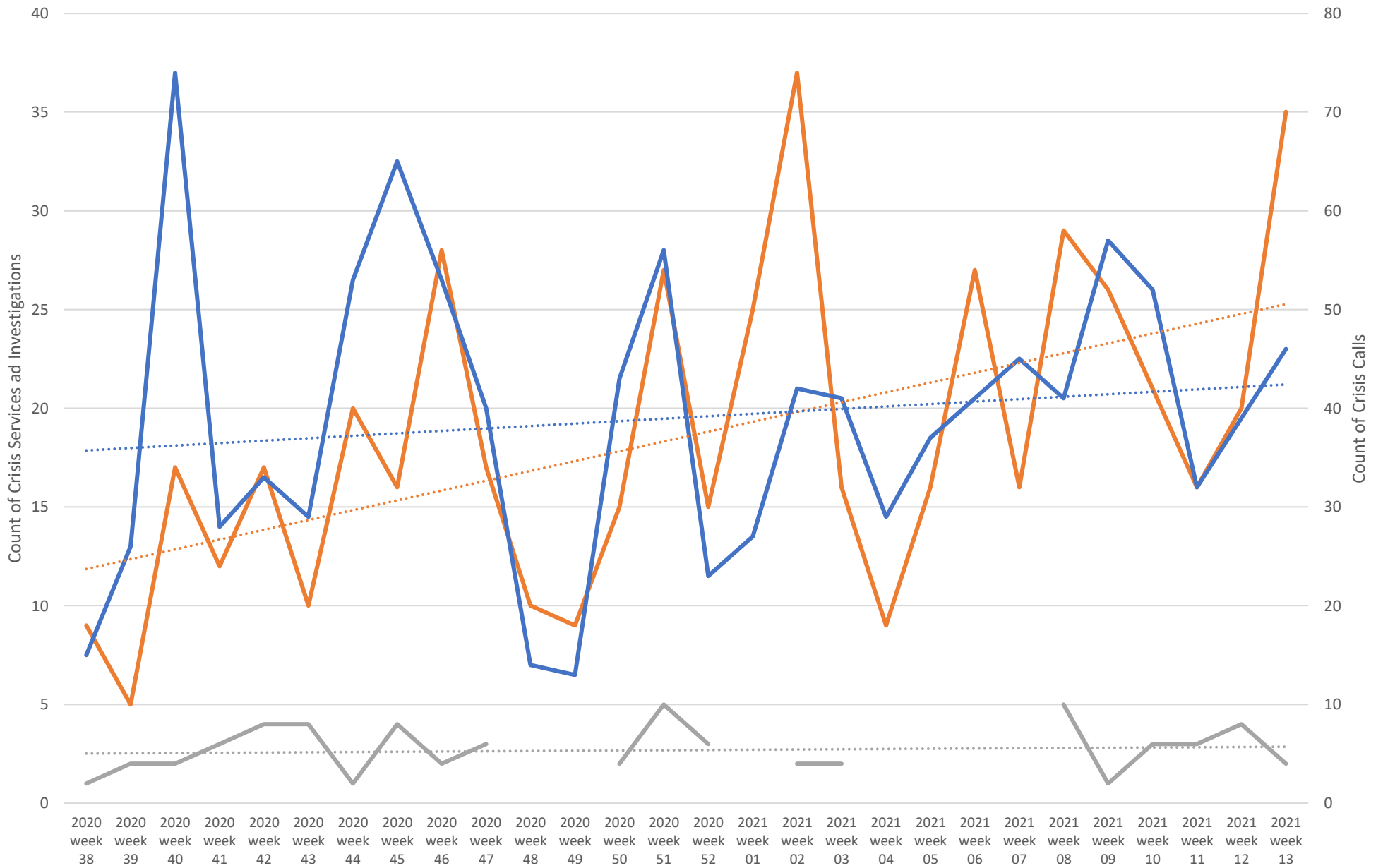
Weekly Crisis Capacity Indicator Snapshot

Page 2	Crisis Data - dates 09/13/20 to 03/27/21
Page 3	Crisis Data: Ages 0-17 - dates 09/13/20 to 03/27/21
Page 4	All DCR Dispatches - dates 09/13/20 to 03/27/21
Page 5	Weekly Staff Count - Staff providing Crisis or Investigation services 09/13/20 to 03/27/21
Page 6	Average dispatch time for investigations from 09/13/20 to 03/27/21
Page 7	Hospital placement locations (Invol and Vol) - No adjustment has been made for timely data - recent weeks likely low
Page 8	Telehealth only, crisis and investigation services from 09/13/20 to 03/27/21
Page 9	Crisis Service Unit Percent - Crisis Service units divided by Crisis units + Investigation units
Page 10	New COVID-19 Cases Reported Weekly per 100,000 population - 06/02/20 to 03/31/21
Page 11	Washington State Indicators of Anxiety or Depression Based on Reported Frequency of Symptoms During Last 7 Days
Page 12	Place of Service -Crisis Services, percent of total by week
Page 13	Place of Service -Investigations, percent of total by week

Crisis Data - dates 09/13/20 to 03/27/21

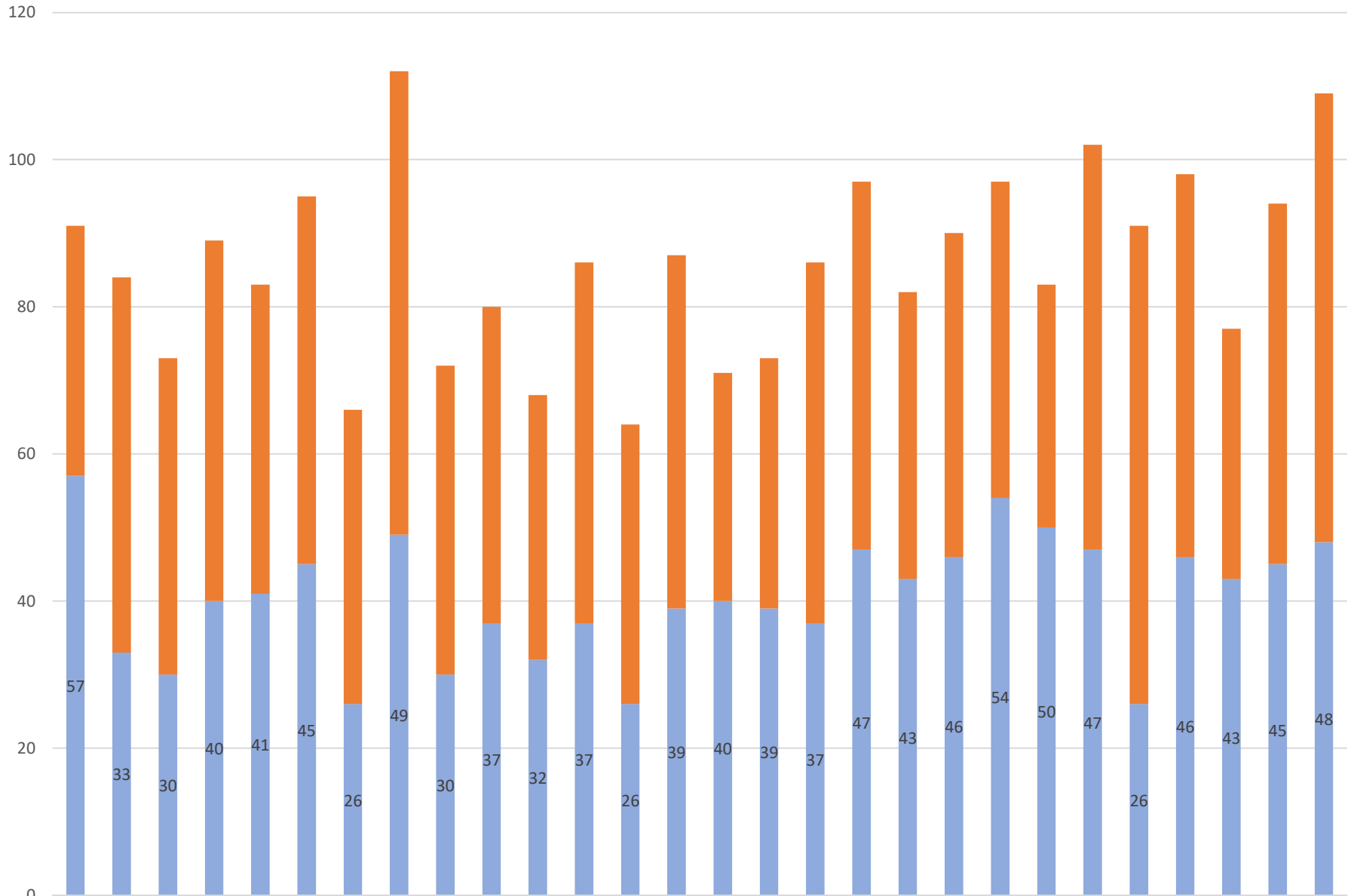


Crisis Data: Ages 0-17 - dates 09/13/20 to 03/27/21



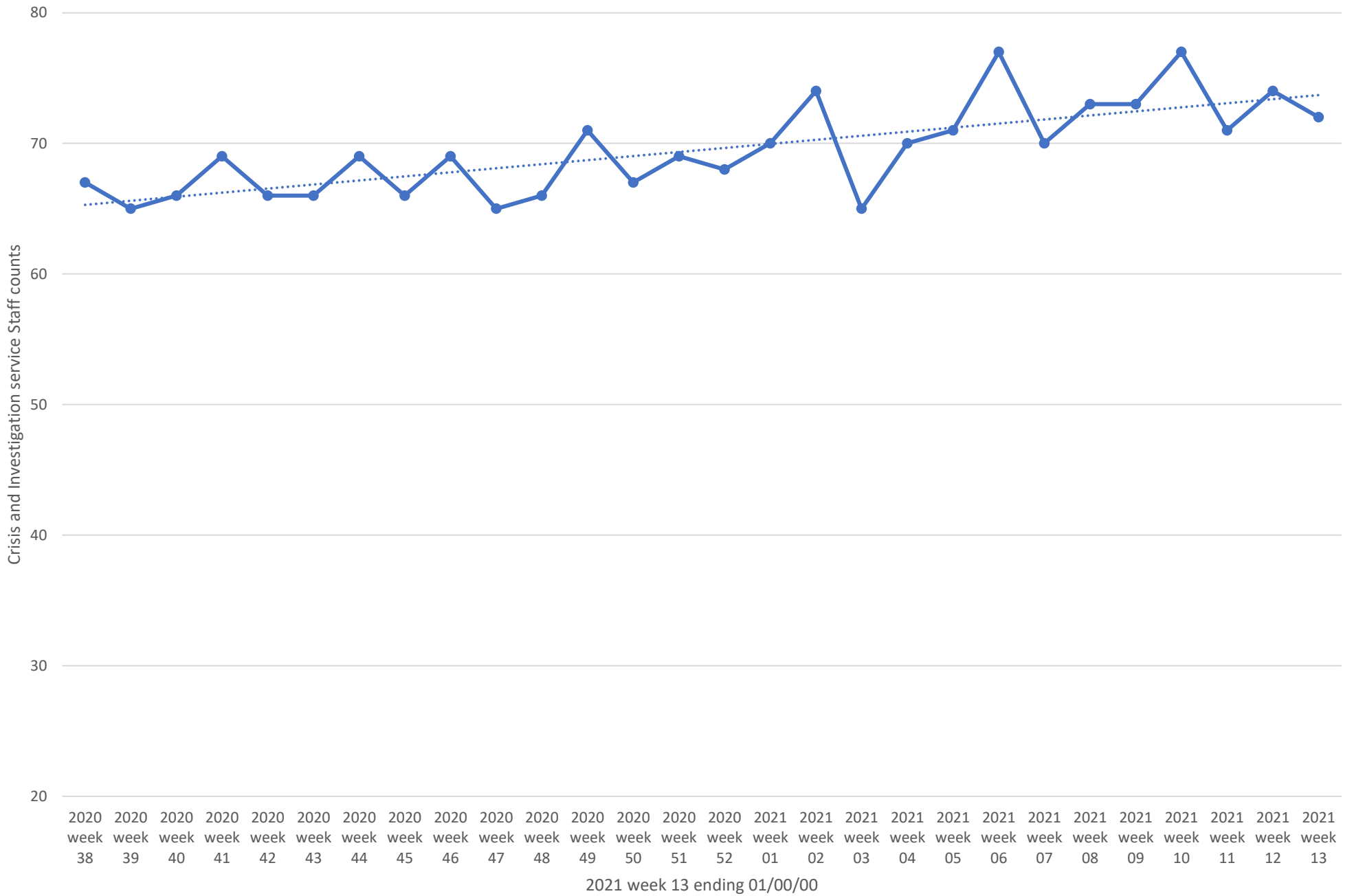
— Crisis Service
 — Investigation
 — Crisis Call
 ⋯ Linear (Crisis Service)
 ⋯ Linear (Investigation)
 ⋯ Linear (Crisis Call)

All DCR Dispatches - dates 09/13/20 to 03/27/21

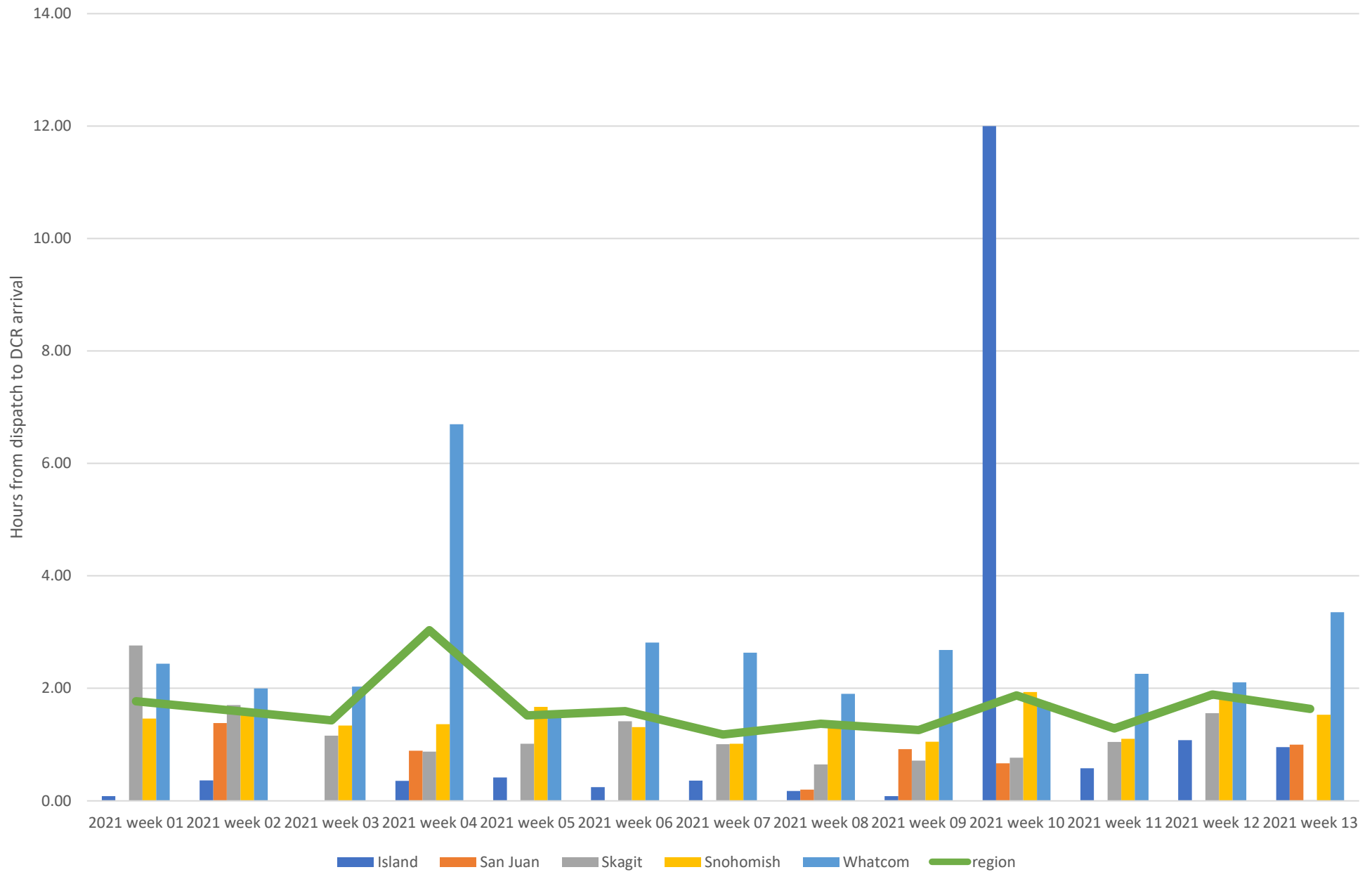


	2020 week 38	2020 week 39	2020 week 40	2020 week 41	2020 week 42	2020 week 43	2020 week 44	2020 week 45	2020 week 46	2020 week 47	2020 week 48	2020 week 49	2020 week 50	2020 week 51	2020 week 52	2021 week 01	2021 week 02	2021 week 03	2021 week 04	2021 week 05	2021 week 06	2021 week 07	2021 week 08	2021 week 09	2021 week 10	2021 week 11	2021 week 12	2021 week 13
dispatch resulting in other outcome	34	51	43	49	42	50	40	63	42	43	36	49	38	48	31	34	49	50	39	44	43	33	55	65	52	34	49	61
dispatch resulting in detention	57	33	30	40	41	45	26	49	30	37	32	37	26	39	40	39	37	47	43	46	54	50	47	26	46	43	45	48

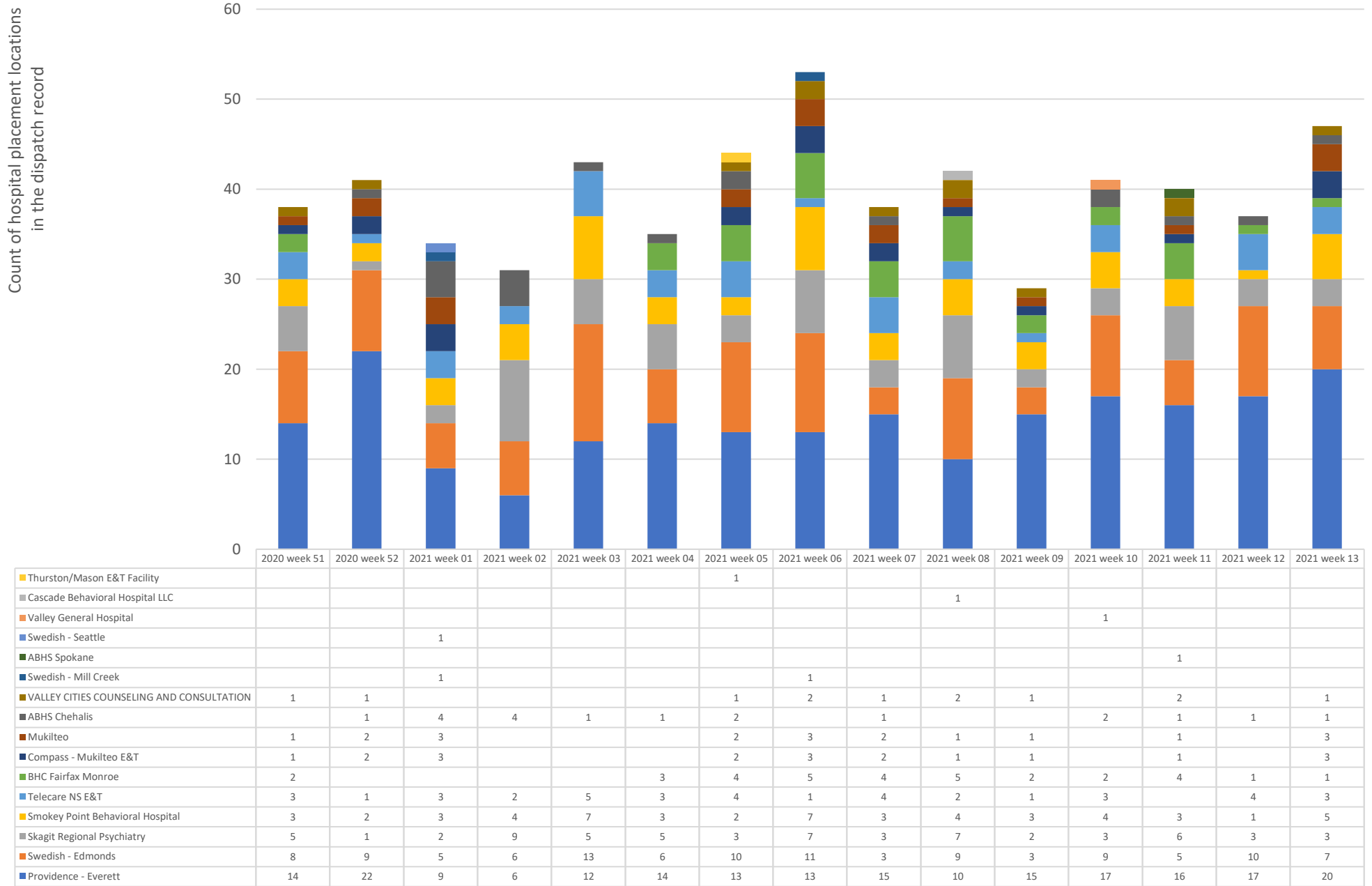
Weekly Staff Count - Staff providing Crisis or Investigation services 09/13/20 to 03/27/21



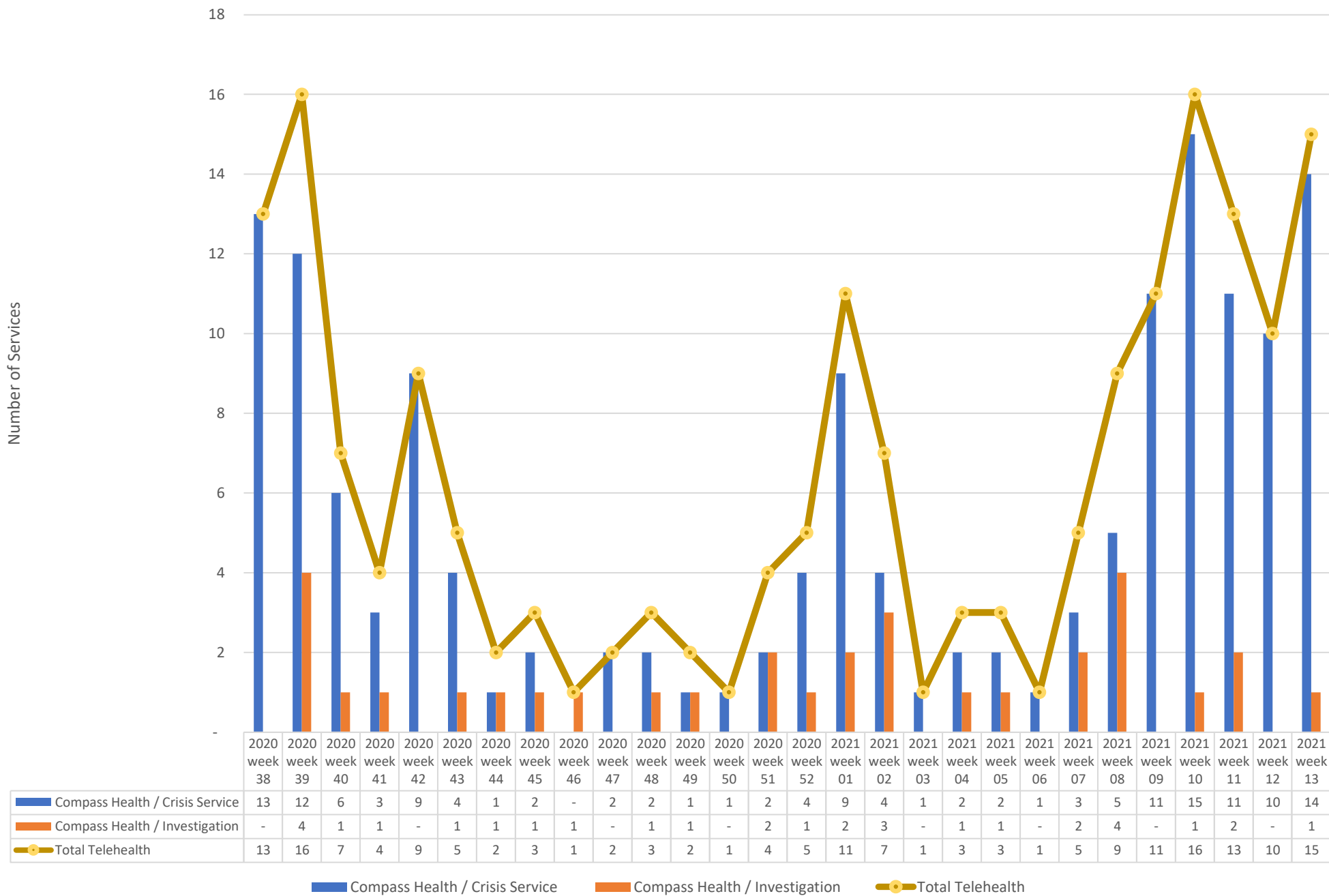
Average dispatch time for investigations from 09/13/20 to 03/27/21



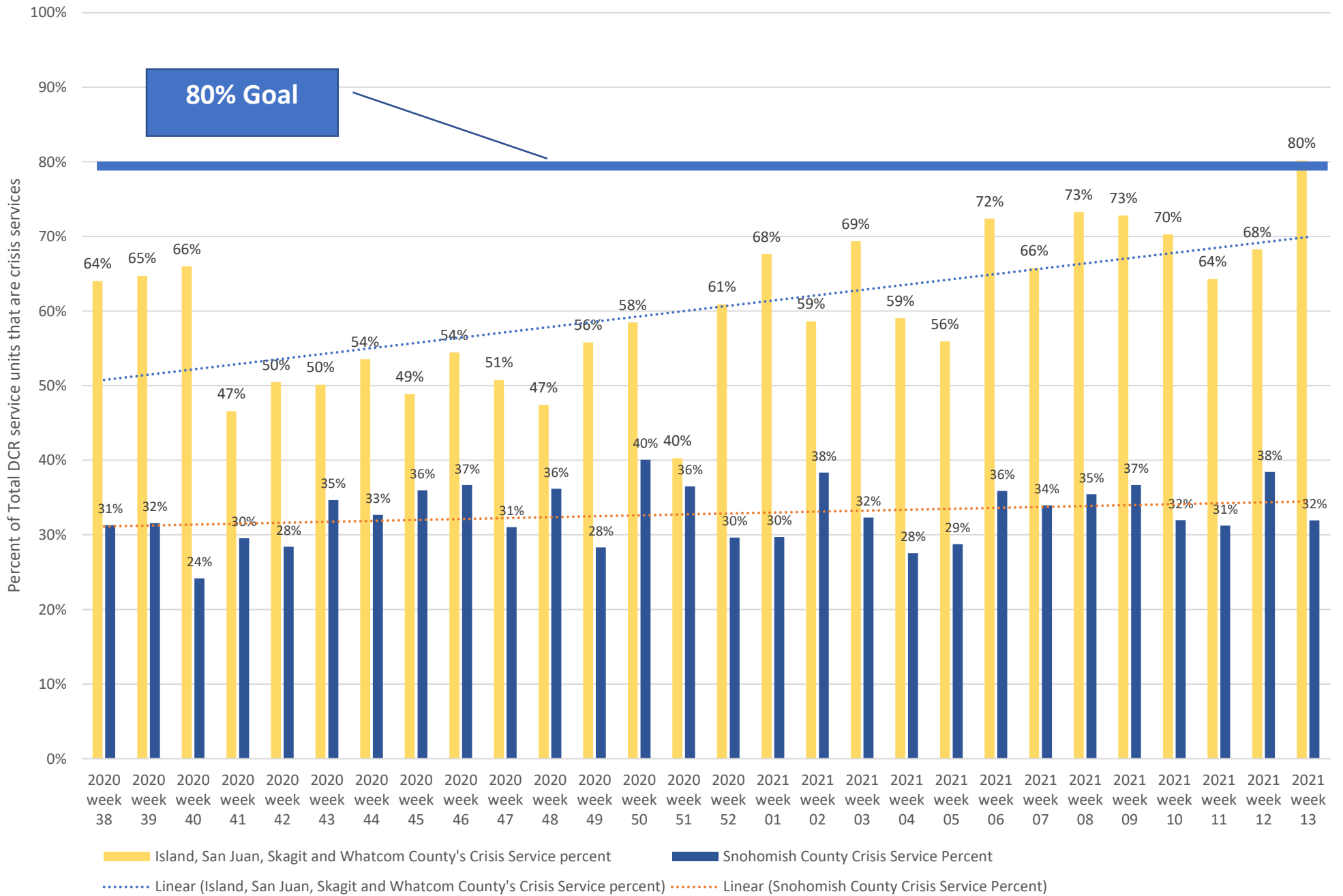
Hospital placement locations (Invol and Vol) - No adjustment has been made for timely data - recent weeks likely low



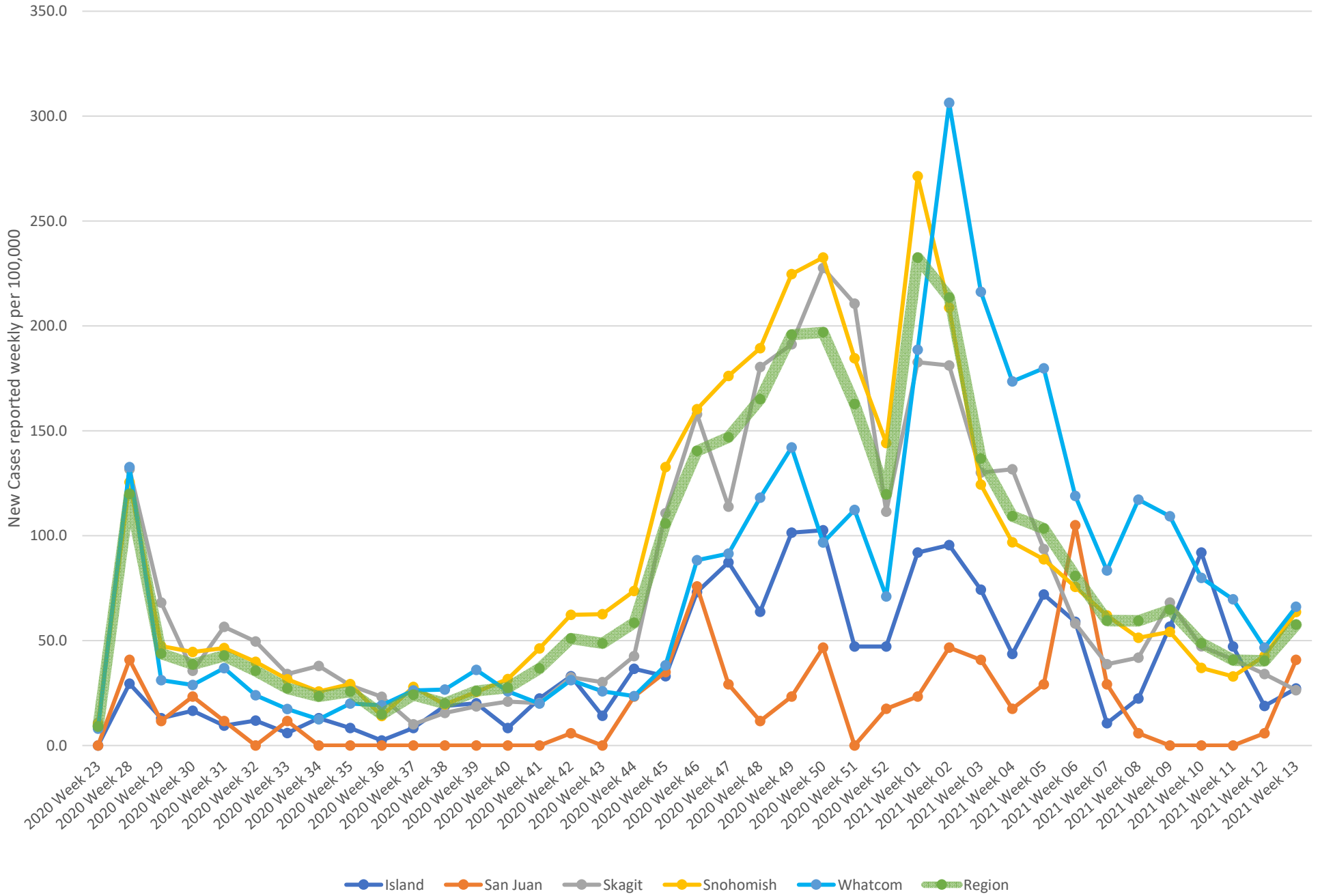
Telehealth only, crisis and investigation services from 09/13/20 to 03/27/21



Crisis Service Unit Percent - Crisis Service units divided by Crisis units + Investigation units



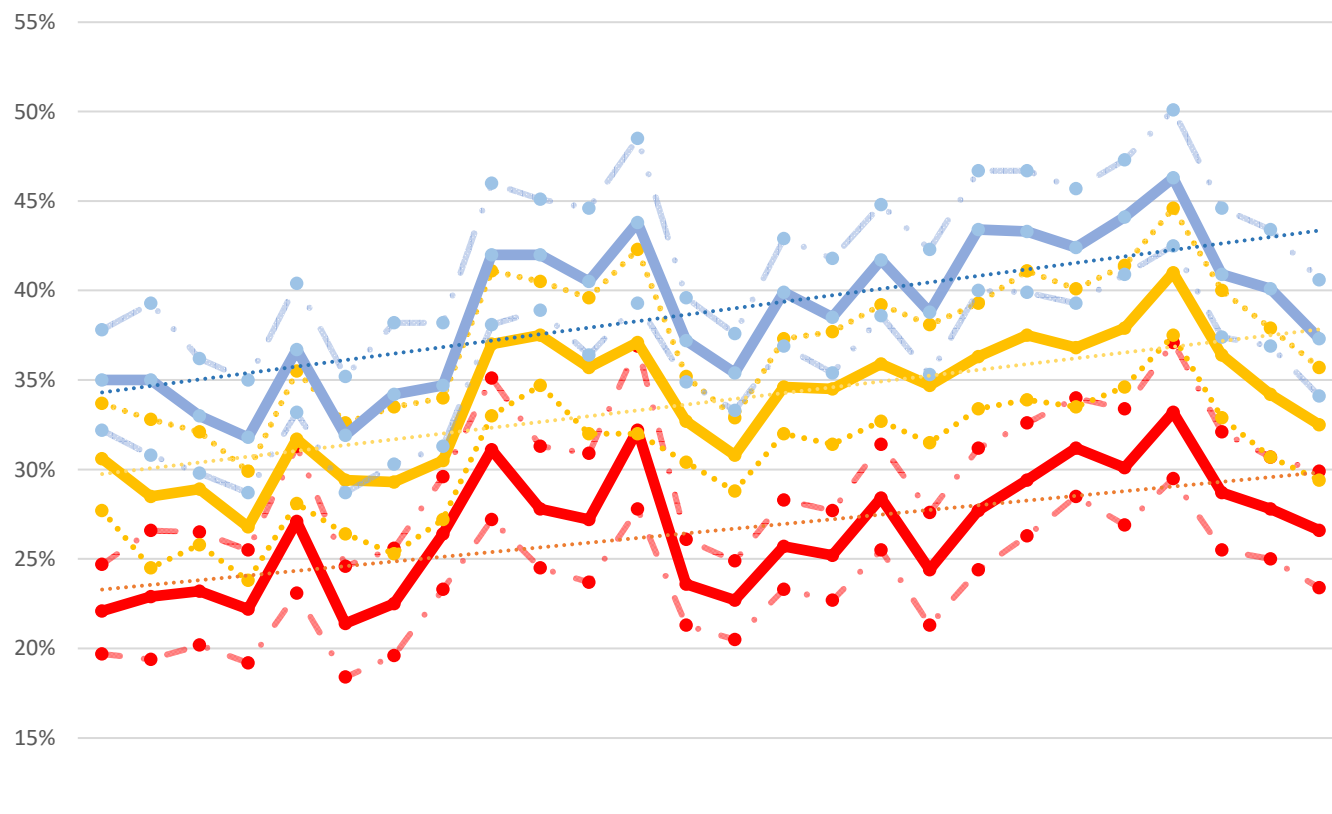
New COVID-19 Cases Reported Weekly per 100,000 population - 06/02/20 to 03/31/21



Washington State Indicators of Anxiety or Depression Based on Reported Frequency of Symptoms During Last 7 Days

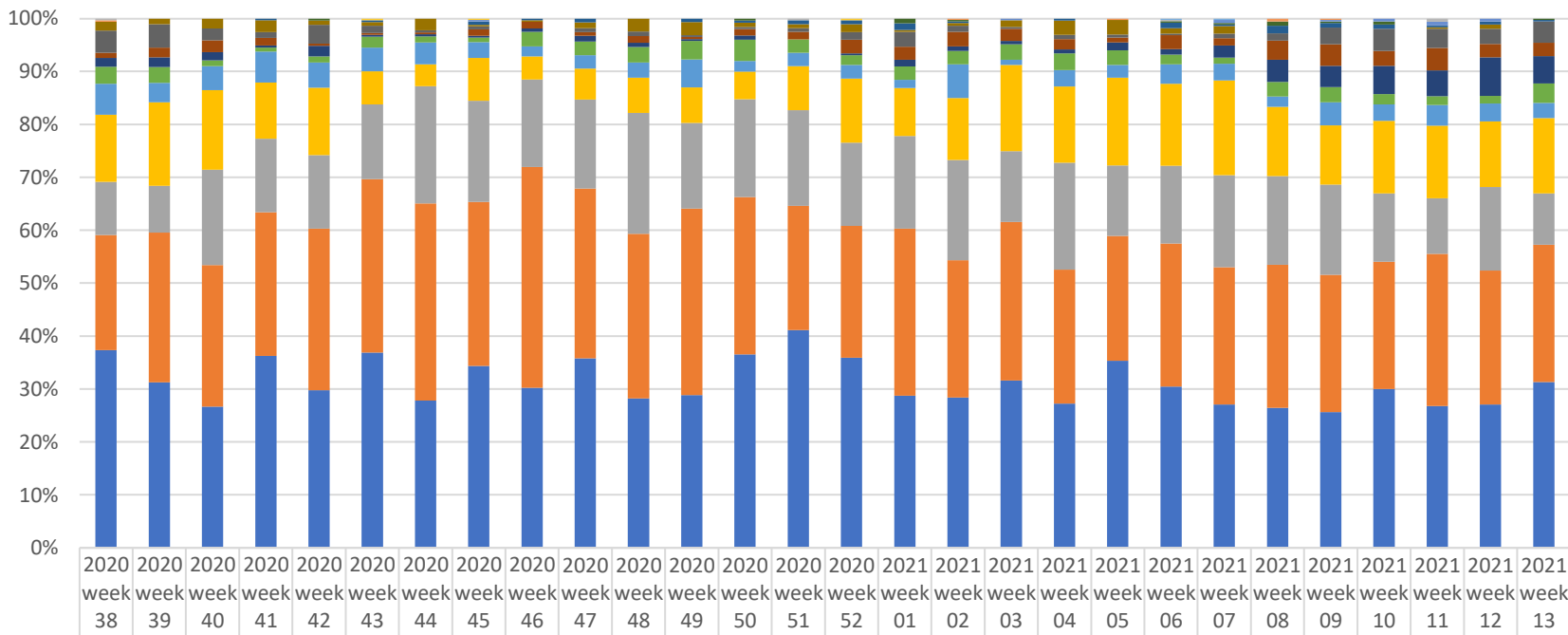
The U.S. Census Bureau, in collaboration with five federal agencies, launched the Household Pulse Survey to produce data on the social and economic impacts of Covid-19 on American households. The Household Pulse Survey was designed to gauge the impact of the pandemic on employment status, consumer spending, food security, housing, education disruptions, and dimensions of physical and mental wellness.

<https://data.cdc.gov/NCHS/Indicators-of-Anxiety-or-Depression-Based-on-Repor/8pt5-q6wp>



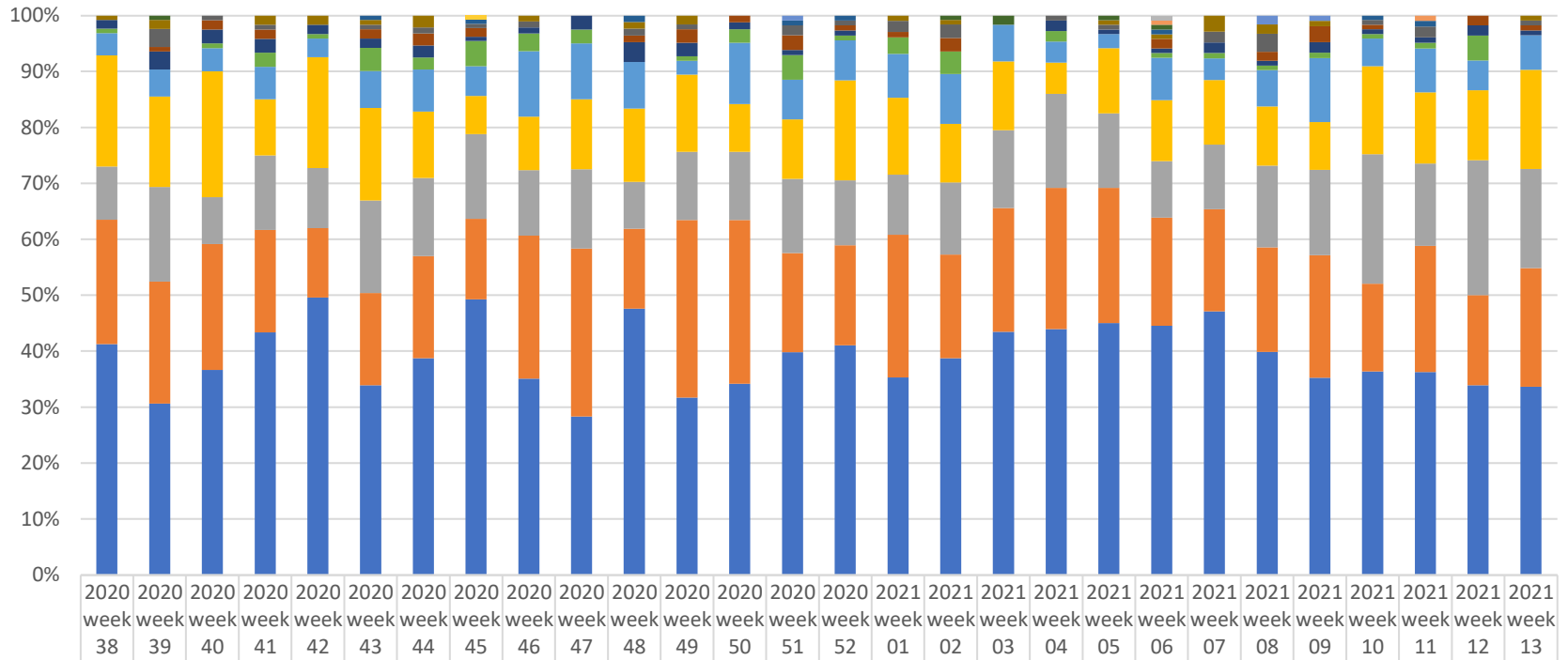
	23 Apr- 05 May	07 May- 12 May	14 May- 19 May	21 May- 26 May	28 May- 02 Jun	04 Jun- 09 Jun	11 Jun- 16 Jun	18 Jun- 23 Jun	25 Jun- 30 Jun	02 Jul- 07 Jul	09 Jul- 14 Jul	16 Jul- 21 Jul	19 Aug- 31 Aug	02 Sep- 14 Sep	16 Sep- 28 Sep	30 Sep- 12 Oct	14 Oct- 26 Oct	28 Oct- 09 Nov	11 Nov- 23 Nov	25 Nov- 07 Dec	09 Dec- 21 Dec	06 Jan- 18 Jan	20 Jan- 01 Feb	03 Feb- 15 Feb	17 Feb- 01 Mar	03 Mar- 15 Mar
---●● % with Symptoms of Depressive Disorder low conf. level	20%	19%	20%	19%	23%	18%	20%	23%	27%	25%	24%	28%	21%	21%	23%	23%	26%	21%	24%	26%	29%	27%	30%	26%	25%	23%
—●● % with Symptoms of Depressive Disorder value	22%	23%	23%	22%	27%	21%	23%	26%	31%	28%	27%	32%	24%	23%	26%	25%	28%	24%	28%	29%	31%	30%	33%	29%	28%	27%
- - - ● ● % with Symptoms of Depressive Disorder high conf. level	25%	27%	27%	26%	31%	25%	26%	30%	35%	31%	31%	37%	26%	25%	28%	28%	31%	28%	31%	33%	34%	33%	37%	32%	31%	30%
●●●● % with Symptoms of Anxiety Disorder low conf. level	28%	25%	26%	24%	28%	26%	25%	27%	33%	35%	32%	32%	30%	29%	32%	31%	33%	32%	33%	34%	34%	35%	38%	33%	31%	29%
—●●● % with Symptoms of Anxiety Disorder value	31%	29%	29%	27%	32%	29%	29%	31%	37%	38%	36%	37%	33%	31%	35%	35%	36%	35%	36%	38%	37%	38%	41%	36%	34%	33%
●●●● % with Symptoms of Anxiety Disorder high conf. level	34%	33%	32%	30%	36%	33%	34%	34%	41%	41%	40%	42%	35%	33%	37%	38%	39%	38%	39%	41%	40%	41%	45%	40%	38%	36%
---●● % with Symptoms of Anxiety or Depressive Disorder low conf. level	32%	31%	30%	29%	33%	29%	30%	31%	38%	39%	36%	39%	35%	33%	37%	35%	39%	35%	40%	40%	39%	41%	43%	37%	37%	34%
—●● % with Symptoms of Anxiety or Depressive Disorder value	35%	35%	33%	32%	37%	32%	34%	35%	42%	42%	41%	44%	37%	35%	40%	39%	42%	39%	43%	43%	42%	44%	46%	41%	40%	37%
- - - ● ● % with Symptoms of Anxiety or Depressive Disorder high conf. level	38%	39%	36%	35%	40%	35%	38%	38%	46%	45%	45%	49%	40%	38%	43%	42%	45%	42%	47%	47%	46%	47%	50%	45%	43%	41%

Place of Service -Crisis Services, percent of total by week



	2020 week 38	2020 week 39	2020 week 40	2020 week 41	2020 week 42	2020 week 43	2020 week 44	2020 week 45	2020 week 46	2020 week 47	2020 week 48	2020 week 49	2020 week 50	2020 week 51	2020 week 52	2021 week 01	2021 week 02	2021 week 03	2021 week 04	2021 week 05	2021 week 06	2021 week 07	2021 week 08	2021 week 09	2021 week 10	2021 week 11	2021 week 12	2021 week 13
Custodial Care Facility																												
Community Mental Health Center						1		1							1						1	1						
Nursing Facility	1													1							1						2	
Psych. Residential	1																1			1			2	1				
School								1										1				2		1	2	2	2	
On Campus Outpatient Hospital				1									1			3	1				1	1	3	1	2			1
Group Home				1		1		2	1	2		2	1	2	2	4	1		1		4	1	5	3	3	1	2	1
Homeless Shelter	5	3	5	6	2	2	6	1	1	3	6	7	2	2	4	1	2	4	7	9	4	5				1	3	
Telehealth	13	12	6	3	9	4	1	2		2	2	1	1	2	4	9	4	1	2	2	1	3	5	11	15	11	10	14
Prison Correctional Facility	3	5	6	4	1	1	1	4	4	2	3	1	3	4	7	8	10	7	5	3	10	5	13	14	10	13	9	9
Assisted Living Facility	5	5	4	1	5	1	1	1	2	3	2	1	2		1	4	3	2	2	5	4	8	15	14	19	15	26	18
Inpatient Psychiatric Facility	10	8	3	2	3	6	3	3	9	7	7	10	10	7	5	8	9	9	8	9	7	4	10	10	7	5	5	13
Inpatient Hospital	18	10	12	16	12	13	11	10	6	7	7	15	5	7	7	5	23	3	8	8	14	11	7	15	11	12	12	10
Emergency Room Hospital	39	43	40	29	32	18	11	27	14	16	16	19	13	23	33	29	42	50	37	55	59	63	47	39	49	42	44	50
Home	31	24	48	38	35	41	59	64	53	46	55	46	46	50	43	56	68	41	52	44	56	61	60	59	46	32	56	34
Other Place of Service	67	77	71	74	77	95	99	104	134	88	75	100	74	65	68	101	93	92	65	78	103	91	97	90	86	88	90	91
Office	115	85	71	99	75	107	74	115	97	98	68	82	91	114	98	92	102	97	70	117	116	95	95	89	107	82	96	110

Place of Service -Investigations, percent of total by week



	2020 week 38	2020 week 39	2020 week 40	2020 week 41	2020 week 42	2020 week 43	2020 week 44	2020 week 45	2020 week 46	2020 week 47	2020 week 48	2020 week 49	2020 week 50	2020 week 51	2020 week 52	2021 week 01	2021 week 02	2021 week 03	2021 week 04	2021 week 05	2021 week 06	2021 week 07	2021 week 08	2021 week 09	2021 week 10	2021 week 11	2021 week 12	2021 week 13
Non residential SUD Facility								1																				
Custodial Care Facility																					1							
On Campus Outpatient Hospital																					1					1		
Psych. Residential														1									2	1				
Homeless Shelter		1															1	2		1	1							
Community Mental Health Center						1		1			1			1	1						1				1	1		
Office	1	2		2	2	1	2		1		1	2				1	1			1	1	3	2	1				1
Telehealth		4	1	1		1	1	1	1		1	1		2	1	2	3		1	1		2	4		1	2		1
Group Home		1	2	2		2	2	2			1	3	1	3	1	1	3				2		2	3	1		2	1
Assisted Living Facility	2	4	3	3	2	2	2	1	1	3	3	3	1	1	1				2	1	1	2	1	2	1	1	2	1
Home	1		1	3	1	5	2	6	3	3		1	2	5	1	3	5		2		1	1	1	1	1	1	1	5
Prison Correctional Facility	5	6	5	7	4	8	7	7	11	12	7	3	9	8	8	8	11	8	4	3	9	4	8	12	6	8	6	7
Inpatient Hospital	25	20	27	12	24	20	11	9	9	15	11	17	7	12	20	14	13	15	6	14	13	12	13	9	19	13	14	20
Other Place of Service	12	21	10	16	13	20	13	20	11	17	7	15	10	15	13	11	16	17	18	16	12	12	18	16	28	15	27	20
Inpatient Psychiatric Facility	28	27	27	22	15	20	17	19	24	36	12	39	24	20	20	26	23	27	27	29	23	19	23	23	19	23	18	24
Emergency Room Hospital	52	38	44	52	60	41	36	65	33	34	40	39	28	45	46	36	48	53	47	54	53	49	49	37	44	37	38	38

North Sound Crisis Metric and Reporting

Call Center, DCR dispatch and Crisis Services

Executive Summary

Crisis System Metric Dashboards

North Sound Crisis Calls Period From Mar-20 To Feb-21

	crisis calls	Calls Answered	Calls LT 30 sec	Average answer	Calls
Prior 12 mo. Avg	3,157	2,967	2,709	0:00:22	190
Min	2,326	2,226	1,993	0:00:09	97
Max	4,582	4,312	3,913	0:00:33	322
St dev	719	680	698	0:00:07	73
Feb-21	3,240	3,143	3,020	0:00:17	97
Current Month	✔	✔	✔	✔	✔

North Sound Investigations Period From Mar-20 To Feb-21

	invest.	detentions	MH invest.	SUD invest.	MH and SUD invest.	Referred from Law Enforcement	avg dispatch response time hrs.
Prior 12 mo. Avg.	369	179	217	19	133	38	1.45
Min	326	146	191	12	107	24	1.19
Max	429	201	250	29	154	56	1.82
Standard dev.	29	19	15	5	14	10	0.20
Feb-21	363	171	208	18	132	25	1.38
Current Month	✔	✔	✔	✔	✔	✔	✔

	Detentions and Commitments	Less Restrictive Options MH	No Detention Due to Issues	Voluntary MH Treatment	Other
Prior 12 mo. Avg.	192	2	5	108	63
Min	158	0	1	81	46
Max	221	4	8	122	82
Standard dev.	20	1	2	12	10
Feb-21	184	0	8	115	56
Current Month	✔	✔	✔	✔	✔

- ✔ Inside 2 stdev
- ⚠ at 2 stdev
- ✘ outside 2 stdev

Areas outside limits

Crisis Calls metrics outside limits

All measures inside the 2 std dev limit.

Investigation metrics outside limits

All measures inside the 2 std dev limit.

North Sound Behavioral Health Administrative Services Organization April 8th, 2021 Board of Directors Financial Notes

HIGHLIGHTS

1. The Revenue and Expense statement looks good in that we are not overspending our revenue. For the month of March, monthly expenses and revenue have balanced out with a continued slight excess of revenues over expenditures.
2. The one thing to note is the decrease in the Medicaid fund balance, this is due to a change in our method for calculating MCO expense for our crisis system and enables us to pull down the MCO revenue that was building up in the fund balance.
3. The BHO books remain open pending the final close out. An initial transfer of \$1,999,364.95 was made to HCA during March.

NOTES

1. We are presenting the financial statements for March 2021 for the Behavioral Health Administrative Services Organization (ASO).
2. These monthly statements are prepared for the Board's use only. They provide a snapshot of expenses and revenue for a single calendar month compared with a hypothetical "year to date" projection. However, neither revenues nor expenditures occur on an equal 1/12 amount each month.
3. The North Sound BH-ASO adopts "calendar year" budgets, but the allocations from the state are done on a state fiscal year basis [with adjustments every 6 months]. The exceptions are Federal Block Grant Funds which are allocated for the entire fiscal year.
4. Revenues and expenses are managed independently within each of the major fund categories: Medicaid, State General Fund, Mental Health Block Grant, Substance Abuse Block Grant, and SAMHSA [a direct grant we receive from the federal government for our rural Medication Assistance Treatment program].
5. Within 'State General Funds', allocations are further subdivided between general state funds, and the multiple "Proviso" funds allocated for specific services.

6. We have added two new lines at the bottom of the "Revenue and Expense" tab which shows the beginning and ending fund balance within each fund category for the state fiscal year. I also added some additional lines at the bottom to show the Net Income from Operations before the transfer of funds to the BHO.

7. The Budget to Actuals statement includes notes on areas where there is a variance between the hypothetical year to date budget and actual revenues and expenditures. I also added additional lines at the bottom to show the transfer of funds separate from the normal operations.

North Sound Behavioral Health Administrative Services Organization April 8th, 2021 Board of Directors Financial Notes

HIGHLIGHTS

1. The Revenue and Expense statement looks good in that we are not overspending our revenue. For the month of March, monthly expenses and revenue have balanced out with a continued slight excess of revenues over expenditures.
2. The one thing to note is the decrease in the Medicaid fund balance, this is due to a change in our method for calculating MCO expense for our crisis system and enables us to pull down the MCO revenue that was building up in the fund balance.
3. The BHO books remain open pending the final close out. An initial transfer of \$1,999,364.95 was made to HCA during March.

NOTES

1. We are presenting the financial statements for March 2021 for the Behavioral Health Administrative Services Organization (ASO).
2. These monthly statements are prepared for the Board's use only. They provide a snapshot of expenses and revenue for a single calendar month compared with a hypothetical "year to date" projection. However, neither revenues nor expenditures occur on an equal 1/12 amount each month.
3. The North Sound BH-ASO adopts "calendar year" budgets, but the allocations from the state are done on a state fiscal year basis [with adjustments every 6 months]. The exceptions are Federal Block Grant Funds which are allocated for the entire fiscal year.
4. Revenues and expenses are managed independently within each of the major fund categories: Medicaid, State General Fund, Mental Health Block Grant, Substance Abuse Block Grant, and SAMHSA [a direct grant we receive from the federal government for our rural Medication Assistance Treatment program].
5. Within 'State General Funds', allocations are further subdivided between general state funds, and the multiple "Proviso" funds allocated for specific services.

6. We have added two new lines at the bottom of the "Revenue and Expense" tab which shows the beginning and ending fund balance within each fund category for the state fiscal year. I also added some additional lines at the bottom to show the Net Income from Operations before the transfer of funds to the BHO.

7. The Budget to Actuals statement includes notes on areas where there is a variance between the hypothetical year to date budget and actual revenues and expenditures. I also added additional lines at the bottom to show the transfer of funds separate from the normal operations.

**NORTH SOUND BEHAVIORAL HEALTH ADMINISTRATIVE SERVICE ORGANIZATION
PRELIMINARY REVENUE and EXPENSE STATEMENT for MARCH 2021*
BUDGET TO ACTUALS**

<u>REVENUES</u>	2021 Budget	YTD 2021 Budget	YTD 2021 Actual	Variance Favorable (Unfavorable)	
Intergovernmental Revenues					
SAMHSA	\$ 456,086	114,022	198,898	84,877	
MHBG	1,549,049	387,262	207,947	(179,315)	Billed heavy
SABG	3,521,126	880,282	1,064,308	184,027	
State Funds	18,197,678	4,549,420	5,075,948	526,528	
Medicaid (MCO)	4,287,847	1,071,962	1,306,253	234,292	
Total Intergovernmental Revenues	28,011,786	7,002,947	7,853,355	850,409	
Misc. Revenue **	0	0	6,205	6,205	
Interest Revenue	20,000	5,000	1,019	(3,981)	
TOTAL REVENUES	\$ 28,031,786	\$ 7,007,947	\$ 7,860,579	\$ 852,633	
<u>EXPENDITURES</u>					
Inpatient Treatment	\$ 906,376	226,594	\$ 217,519	9,075	
ITA Judicial	2,348,969	587,242	593,898	(6,655)	
Crisis Services	12,107,751	3,026,938	3,574,479	(547,541)	Late Compas
MH Crisis Stabilization	1,243,500	310,875	424,326	(113,451)	Late billings
E&T Services	904,551	226,138	325,869	(99,731)	Late billings
E&T Discharge Planner	143,058	35,765	53,470	(17,706)	One month l
Jail Services	364,560	91,140	79,829	11,311	
PACT Services	364,782	91,196	113,103	(21,908)	Sept & Oct a
MHBG Expenditures ***	438,017	109,504	131,234	(21,729)	
HARPS Housing	566,440	141,610	107,160	34,450	
DMA County Contracts	581,292	145,323	156,168	(10,845)	Late billings
SABG Expenditures ****	2,360,358	590,090	497,551	92,538	
Withdrawal Management	747,500	186,875	186,676	199	
SAMHSA (PDOA-MAT)	345,927	86,482	158,483	(72,002)	Provider has
Juvenile Drug Court	139,800	34,950	26,435	8,515	
Other MH Services *****	795,851	198,963	167,670	31,293	
Other SUD Services	0	0	3,200	(3,200)	These were
Ombuds	108,000	27,000	48,541	(21,541)	
Advisory Board	20,000	5,000	0	5,000	
Subtotal - Services	24,486,732	6,121,683	6,865,612	(743,929)	
Administration	3,545,054	886,264	913,646	(27,383)	Prior Lease t
TOTAL EXPENDITURES	\$ 28,031,786	\$ 7,007,947	\$ 7,779,258	\$ (771,312)	

Excess of Revenues Over (Under) Expenditure. \$ 81,321
Cash Transfer to BHO 854,850 - This was a c
Adjusted Excess of Revenues Over (Under) Expenditure. \$ (773,529)

* THIS IS AN UNAUDITED STATEMENT

**NORTH SOUND BEHAVIORAL HEALTH ADMINISTRATIVE SERVICE ORGANIZATION
PRELIMINARY REVENUE and EXPENSE STATEMENT for MARCH 2021***

REVENUES	YTD 2021 Totals	YTD 2021 Medicaid	YTD 2021 State	YTD 2021 MHBG	YTD 2021 SABG	YTD 2021 SAMHSA
Intergovernmental Revenues						
SAMHSA	198,898					198,898
MHBG	207,947			207,947		
SABG	1,064,308				1,064,308	
State Funds	5,075,948		5,075,948			
Medicaid (MCO)	1,306,253	1,306,253				
Total Intergovernmental Revenues	7,853,355	1,306,253	5,075,948	207,947	1,064,308	198,898
Misc. Revenue **	6,205		6,205			
Interest Revenue	1,019		1,019			
TOTAL REVENUES	\$ 7,860,579	\$ 1,306,253	\$ 5,083,172	\$ 207,947	\$ 1,064,308	\$ 198,898
EXPENDITURES						
Inpatient Treatment	\$ 217,519		\$ 217,519			
ITA Judicial	593,898		593,898			
Crisis Services	3,574,479	1,467,040	1,372,756		734,683	
MH Crisis Stabilization	424,326		424,326			
E&T Services	325,869		222,600	103,269		
E&T Discharge Planner	53,470		53,470			
Jail Services	79,829		79,829			
PACT Services	113,103		113,103			
MHBG Expenditures ***	131,234			131,234		
HARPS Housing	107,160		93,760	13,400		
DMA County Contracts	156,168		156,168			
SABG Expenditures ****	497,551				497,551	
Withdrawal Management	186,676		186,676			
SAMHSA (PDOA-MAT)	158,483					158,483
Juvenile Drug Court	26,435		26,435			
Other MH Services *****	167,670		167,670			
Other SUD Services	3,200		3,200			
Ombuds	48,541	28,797	19,743			
Advisory Board	0		0			
Subtotal - Services	6,865,612	1,495,837	3,731,155	247,903	1,232,234	158,483
Administration	913,646	199,060	693,497			21,090
TOTAL EXPENDITURES	\$ 7,779,258	\$ 1,694,897	\$ 4,424,652	\$ 247,903	\$ 1,232,234	\$ 179,574
Net Income From Operations	\$ 81,321	\$ (388,643)	\$ 658,520	\$ (39,955)	\$ (167,926)	\$ 19,325
Cash Transfer to BHO	\$ 854,850		\$ 854,850			
Net Income after Transfer	\$ (773,529)	\$ (388,643)	\$ (196,330)	\$ (39,955)	\$ (167,926)	\$ 19,325
Beginning Fund Balance 12/31/20	11,975,972	2,204,756	10,391,082	(127,731)	(248,891)	(243,243)
Ending Fund Balance	11,202,443	1,816,113	10,194,752	(167,687)	(416,817)	(223,918)

Note: State Fund Balance also includes Proviso Fund Balances which are designated for specific expenditures

* THIS IS AN UNAUDITED STATEMENT

**North Sound BH-ASO
Warrants Paid
March 2021**

Type	Date	Num	Name	Amount
Bill Pmt -Check	03/05/2021	527933	A-1 Mobile Lock & Key	-126.95
Bill Pmt -Check	03/05/2021	527944	Brigid Collins	-10,193.86
Bill Pmt -Check	03/05/2021	527946	Buri Funston Mumford Furlong	-3,116.50
Bill Pmt -Check	03/05/2021	527952	Catholic Community Services	-14,497.83
Bill Pmt -Check	03/05/2021	527981	Express Employment	-220.07
Bill Pmt -Check	03/05/2021	528015	Lifeline Connections	-45,820.04
Bill Pmt -Check	03/05/2021	528019	Rojas, Margaret-Reim	-650.00
Bill Pmt -Check	03/05/2021	528069	Snohomish Co Human Services	-114,683.80
Bill Pmt -Check	03/05/2021	528078	Telecare Corporation	-33,034.93
Bill Pmt -Check	03/05/2021	528082	Therapeutic Health Services	-3,405.78
Bill Pmt -Check	03/05/2021	528081	Tulalip Tribes	-4,986.75
Bill Pmt -Check	03/05/2021	528087	US Bank	-7,275.87
Bill Pmt -Check	03/05/2021	528093	Volunteers of America	-151,971.93
Bill Pmt -Check	03/05/2021	528073	WA State Auditors Office	-452.40
Bill Pmt -Check	03/12/2021	528154	American Behavioral Health System	-51,350.00
Bill Pmt -Check	03/12/2021	528240	Clearly Communications	-531.49
Bill Pmt -Check	03/12/2021	528190	Compass Health	-12,720.00
Bill Pmt -Check	03/12/2021	528201	Dimensional Communicaions Inc	-9,913.44
Bill Pmt -Check	03/12/2021	528217	Evergreen Recovery	-179.72
Bill Pmt -Check	03/12/2021	528246	Island County Human Services	-35,258.79
Bill Pmt -Check	03/12/2021	528377	Jones, Val-Reimb	-400.00
Bill Pmt -Check	03/12/2021	528233	Lippman, Glenn	-5,075.00
Bill Pmt -Check	03/12/2021	528272	Marc Boan Consulting	-5,500.00
Bill Pmt -Check	03/12/2021	528283	McAuley, Michael T	-196.00
Bill Pmt -Check	03/12/2021	528351	NW Family LLC	-10,633.00
Bill Pmt -Check	03/12/2021	528346	Snohomish Co Human Services	-351,779.13
Bill Pmt -Check	03/12/2021	528361	Therapeutic Health Services	-6,397.10
Bill Pmt -Check	03/19/2021	528441	Comcast	-348.57
Bill Pmt -Check	03/19/2021	528442	Community Action of Skagit Co	-28,192.44
Bill Pmt -Check	03/19/2021	528582	Downing, Shari-Reimb	-240.00
Bill Pmt -Check	03/19/2021	528471	Evergreen Recovery	-31,049.14
Bill Pmt -Check	03/19/2021	528478	Frontline Cleaning Services LLC	-650.00
Bill Pmt -Check	03/19/2021	528621	Hand up Project, The	-45,011.00
Bill Pmt -Check	03/19/2021	528511	Lake Whatcom Center	-3,916.00
Bill Pmt -Check	03/19/2021	528559	Puget Sound Energy	-706.33
Bill Pmt -Check	03/19/2021	528639	Smokey Point Behavioral Hospital	-38,788.20
Bill Pmt -Check	03/19/2021	528624	Therapeutic Health Services	-3,477.86
Bill Pmt -Check	03/19/2021	528651	Wave Business	-1,222.40
Bill Pmt -Check	03/19/2021	528653	Whatcom Co Superior Court	-17,040.00
Bill Pmt -Check	03/25/2021	528658	Inland NW Behavioral Health	-7,851.40

**North Sound BH-ASO
Warrants Paid
March 2021**

Bill Pmt -Check	03/26/2021	528714	AT&T	-81.48
Bill Pmt -Check	03/26/2021	528722	Buri Funston Mumford Furlong	-439.50
Bill Pmt -Check	03/26/2021	528729	Catholic Community Services	-14,555.46
Bill Pmt -Check	03/26/2021	528740	Community Action of Skagit Co	-31,126.84
Bill Pmt -Check	03/26/2021	528741	Compass Health	-577,521.22
Bill Pmt -Check	03/26/2021	528789	Crothers, Linda-Reim	-36.96
Bill Pmt -Check	03/26/2021	528806	Karena, Nora	-3,600.00
Bill Pmt -Check	03/26/2021	528785	Lake Whatcom Center	-2,500.00
Bill Pmt -Check	03/26/2021	528763	LeMay Mobile Shredding	-380.00
Bill Pmt -Check	03/26/2021	528788	Lifeline Connections	-2,826.14
Bill Pmt -Check	03/26/2021	528745	Martin, Darren-reimbursement	-28.25
Bill Pmt -Check	03/26/2021	528824	Pioneer Center	-29,704.32
Bill Pmt -Check	03/26/2021	528834	Rhema Electric LLC	-8,045.29
Bill Pmt -Check	03/26/2021	528836	Richoh USA - 31001	-558.29
Bill Pmt -Check	03/26/2021	528841	Save on Storage	-450.00
Bill Pmt -Check	03/26/2021	528891	Smokey Point Behavioral Hospital	-3,526.20
Bill Pmt -Check	03/26/2021	528866	Snohomish Co Human Services	-142,833.46
Bill Pmt -Check	03/26/2021	528878	Telecare Corporation	-39,741.96
Bill Pmt -Check	03/26/2021	528882	Therapeutic Health Services	-3,315.68
Bill Pmt -Check	03/26/2021	528888	US Bank	-2,356.18
Bill Pmt -Check	03/26/2021	528890	Verizon	-1,335.72
Bill Pmt -Check	03/26/2021	528870	WA State Auditors Office	-2,250.69
Bill Pmt -Check	03/26/2021	528906	Wave Business	-611.20
Bill Pmt -Check	03/26/2021	528910	Whatcom County Health Departme	-21,017.74
Bill Pmt -Check	03/31/2021	IGT	Skagit County Auditor	-3,500.00
				<u>-1,951,206.30</u>
				<u>-1,951,206.30</u>
				<u>-1,951,206.30</u>

North Sound Mental Health Administration
Warrants Paid
March 2021

Type	Date	Num	Name	Amount
Bill Pmt -Check	03/25/2021	528659	Health Care Authority	-1,999,364.95
				-1,999,364.95
				-1,999,364.95
				-1,999,364.95